



LOYTEC

FOCUS



L-DALI
Lighting
Control
Solutions


2022











English



LOYTEC
A Delta Group Company

CONTENT



	4	Trends and Developments
	5	Energy Savings
	6	Using Daylight
	7	Manual Control
	8	Human Centric Lighting
	9	IoT Integration
	10	Emergency Lighting
	11	Maintenance and Monitoring
	12	Using Synergies
	13	DALI Quick-Facts

MASTHEAD

L-FOCUS is an information brochure about LOYTEC automation solutions.

Owner, publisher and responsible for the content:

LOYTEC electronics GmbH, Blumengasse 35, 1170 Vienna, Austria, www.loytec.com

Authors: DI Dr. techn. Ulf-Helmut Rieder, Mag. David Hammerl, BSc

Photos: Jean-Pierre Dalbéra: creativecommons.org/licenses/by/2.0/, e-controls, Manchester Airport, NV-Connection, Grue & Hornstrup, PentaControl AG,

Nagel Gebäudetechnik GmbH; Piero Lissoni Design, Oliver Heint

Pixelio.de: Moritz Rothacker, S. Hofschlaeger, Rainer Sturm, Paul-Georg Meister, W.R. Wagner; Shutterstock: Monkey Business Images, PlusONE, alphaspirt,

Syda Productions, zhu difeng, Wittybear, Sinngern, Dmitry Kalinovsky, Ferenc Szelepcsényi, nmid, 06photo

Sonos and Sonos product names are trademarks or registered trademarks of Sonos, Inc. PHILIPS and Philips Hue are registered trademarks of Koninklijke












Philips N.V. Amazon, Alexa and all related logos are trademarks of Amazon.com, Inc. or its affiliates. Google and Google Calendar are registered trademarks

of Google LLC. Other trademarks and trade names used in this document refer either to the entities claiming the markets and names, or to their products.

LOYTEC disclaims proprietary interest in the markets and names of others.

Document Nr.: 04021404 ©2022



	14	The L-DALI System
	18	LWEB-802/803 Web Operation
	19	L-WEB Building Management
	21	Secure Room Operation
	22	Office Buildings – Iberdrola Tower, Bilbao
	24	Transportation and Traffic – Manchester Airport
	26	Education – High School Wendelstein
	28	Health Care – Rigshospitalet, Copenhagen
	30	Industrial Plants – Maintenance Facility Herdern
	32	Hotels – Roomers Hotel Baden-Baden
	34	Retail and Stores – OBI Market Nuremberg





Trends and Developments

Intelligent lighting control systems are in great demand. With the technology leap for LED technology, lighting control enjoys even greater popularity. Since LEDs require electronic drivers for operation, costs for the digital operation of these electronic drivers are low.

Whether airport, railway station, office building, or hotel, more buildings are equipped with modern lighting control systems. In the future, no commercial building will be built without digital lighting control.

The reasons are simple:

- Intelligent lighting control allows reducing energy consumption 30–60% in addition to savings from the changeover to LED technology. Because of low additional investment costs in the course of a change, investments usually pay off in less than 2 years.
- Adaptive control algorithms identify the available daylight to ensure ideal lighting conditions and increase the occupant's well-being.
- In addition to energy savings, maintenance effort is considerably reduced, as operating parameters like fault conditions, operating hours, and energy consumption for each individual luminaire can be accessed centrally.
- Synergies are created due to integration with other automation and management systems in the building (e.g. HVAC).

In a discussion about digital lighting control, LOYTEC is referring to DALI, at least when cost efficiency and a future proven investment are a topic. The first LOYTEC DALI controller was introduced in 2006, long before the current trend appeared. With more than 15 years of experience in DALI lighting control and the L-DALI family of products, LOYTEC has a powerful and well-proven solution for this field of application. It allows partners and customers to be part of this evolution and implement state of the art lighting control systems.

In order to continue offering our customers the best technologies, LOYTEC is constantly observing the market and investigating the latest trends: The integration of Bluetooth-based applications enables functionalities such as location services or asset tracking as well as secure room operation. We assume that in the near future Bluetooth-mesh-based lighting solutions will be used as wireless alternatives to DALI lighting solutions, especially in retrofit projects.



Energy Savings

The function “presence detection” optimizes energy usage by ensuring that lights are only on when required. In a fully automatic environment, lights are switched on when the area is occupied and switched off when no occupancy is detected for some time. In a semi-automatic environment, lights can be switched on (and off) manually and are switched off automatically once the area becomes vacant.

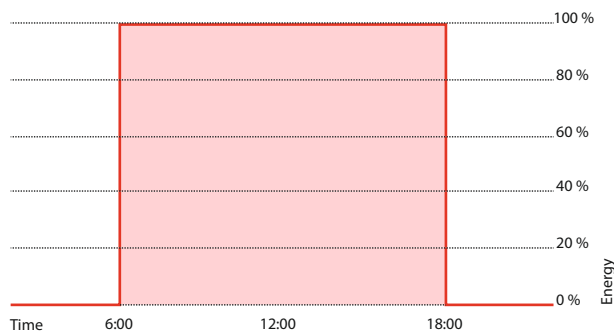
Presence information is typically provided by sensors. LOYTEC provides sensors suited for most applications, but also allows seamless integration of sensors by many other vendors, ensuring that you can choose the sensors that suit your application best. Presence information collected in the lighting control system is also provided to the other automation systems in the building (e.g. HVAC, access control and more). Alternatively, information can also be provided by sensors already present in the building or by other sources in the build-

ings automation system (e.g. access control). Open and standardized interfaces allow for the integration of a large number of sources.

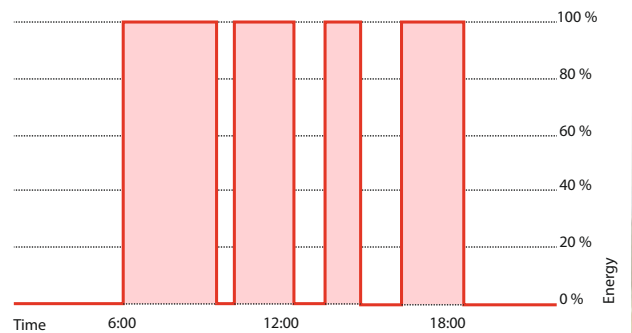
In office spaces, even the PC activity of the occupants can be used to determine the occupancy state of the room: If the L-WEB client installed on the PCs detects inactivity, it reports this information to the building system. Similar to the PC monitor entering standby, the lights in the room are switched off.

Benefits:

- Increased well-being, as the lights are switched on automatically whenever a person enters the room or area
- Energy savings due to lights that automatically switch off in unoccupied areas



Energy consumption without presence detection



Energy consumption with presence detection

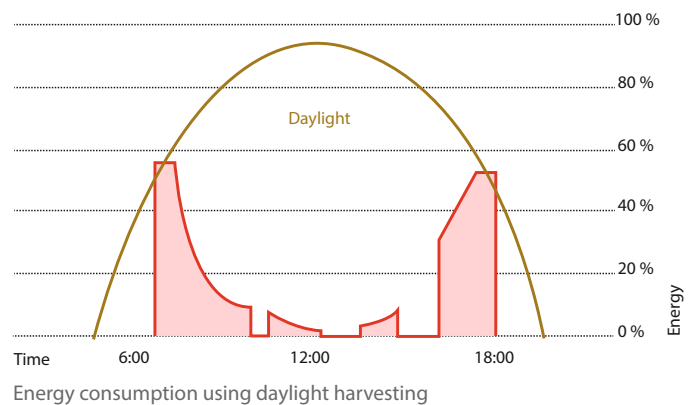


Using Daylight

Daylight harvesting – also referred to as constant light control – is a control strategy, which controls the artificial light depending on the available natural light, ensuring that the output level of the lamps is not higher than required to maintain the desired light level. This control strategy not only decreases energy usage significantly but also increases the comfort and well-being of the room's occupants. Changes alternating from natural to artificial light are unnoticed to an occupant as the desired lighting level is ensured.

Optimum energy savings are achieved when combining daylight harvesting with presence control. Energy savings in such a scenario are typically between 40% and 60%. LOYTEC's and most other vendor's sensors provide presence and lux level information that allow implementing this functionality without any additional cost.

Due to open and standardized interfaces, sunblinds can be easily integrated in this control strategy, ensuring perfect interaction of the two control strategies and



thus increased user satisfaction with the automation system. Especially for applications where a specific light level should not be exceeded (e.g. in museums or conference rooms during presentations), the connection of lighting and sunblinds control is a must.

Benefits:

- Increased comfort due to automatic and smooth transition from natural to artificial lighting
- Energy savings due to the reduction of artificial lighting when sufficient daylight is available



Manual Control

Even when automatic lighting control is intended, the user must be provided with an option to manually override the system locally. Studies on user acceptance of building automation functions reveal that the possibility to override automation functions, even if hardly used, substantially contributes to user satisfaction.

Moreover, it must be possible to choose the desired lighting scenario in rooms with different usage scenarios (e.g. conference rooms, lecture halls, restaurants and more).

In addition to operating lights through conventional push-buttons via LDALI-BM2, the LDALI-RC1 remote control (in combination with a LDALI-MSx Multi-sensor) and a wide variety of different L-VIS Touch Panels, the L-DALI system can also be operated via the web-based HTML5 user interface LWEB-802 from any standard web-browser, tablet, or smartphone.

Together with an automatic mode, such a web-based virtual room control unit provides a cost effective alternative to mechanical switches and touch panels. The basic functionality is covered by the automatic mode, while manual user interventions are possible via office PC, tablet, or smartphone. In such a scenario, it might even be possible to completely eliminate mechanical switches and touch panels, leading to substantial cost reductions. For smaller projects, the L-WEB application can be hosted directly on the L-DALI controller, whereas a central hosting (e.g. LWEB-900) is recommended for larger projects.

Benefits:

- Traditional control using push-buttons and switches
- Cost-effective web-based virtual room control units via PC, tablet, or smartphone
- Wide range of touch panels





Human Centric Lighting

Luminaires with tunable white functionality are becoming more and more common. Tunable white luminaires allow changing the color temperature between warmer and cooler light dynamically.

By automatically adjusting the color temperature of the artificial light over the course of a day, the natural change of the sunlight can be simulated – warmer light in the mornings and evenings, cooler light at noon, with unnoticed changes in between. Studies show that this biorhythm-friendly control strategy not only increases occupant's subjective wellbeing, but also their productivity and accuracy. Due to the support for the human's circadian rhythm, it is often referred to as circadian lighting.

In hotel rooms, manual adjustment allows occupants to choose between warmer and cooler light, dependent on their individual preference or mood. Alternatively the so called "Dim2Warm" function automatically couples the colour temperature to the dimming-level to simulate the typical behavior of incandescent lamps. In shops or supermarkets, the right color temperature is key when it comes to effectively presenting goods.

LOYTEC's lighting control solution allows for both automatic and comfortable manual adjustment of color temperature. Of course, any tunable white functionality can be combined with the other control strategies (occupancy based, constant light control and others) supported to provide human centric lighting at its best.



Benefits:

- Increased wellbeing and productivity by supporting the occupants' circadian rhythms
- Caters occupants' individual preferences and moods
- Provides a perfect setting for the presentation of goods, art and others





IoT Integration

In principle any modern device provides an IoT interface. Multi-media projectors, A/V systems or Smart-TV. LOYTEC's groundbreaking JavaScript based IoT integration functionality allows the integration of them all. In short: If you can control it via app, you can integrate it into the lighting control system. Alternatively, No-de-RED can be used on LOYTEC controllers as a browser-based flow editor for event-driven applications to connect different systems and technologies.

Typical applications are meeting rooms or auditoriums, where scene control not only controls the room's lights and shading, but also drives screens and switches on

the room's multi-media equipment by the touch of a single button. Similar products from the consumer sector like a Sonos audio system, Philips Hue lights or Alexa and friends can be connected to the LOYTEC lighting system.

The IoT integration functionality allows connecting the system with almost any cloud service, either for uploading performance data for further processing or for using information from the cloud in the lighting control application (e.g. scheduling based on web-calendars or booking systems).

Benefits:

- Easy integration of multi-media equipment with lighting control system
- Connect consumer products like Sonos, Philips Hue, Alexa and friends
- Upload data to cloud services for further processing
- Scheduling based on web-applications (e. g. Google Calendar)





Emergency Lighting

Self-contained or centrally powered emergency lights, dedicated emergency luminaires, or normal office luminaires with added emergency functionality, all these types of emergency lighting can be easily integrated in a LOYTEC lighting system. This not only allows to use the same wiring for emergency lighting as for conventional

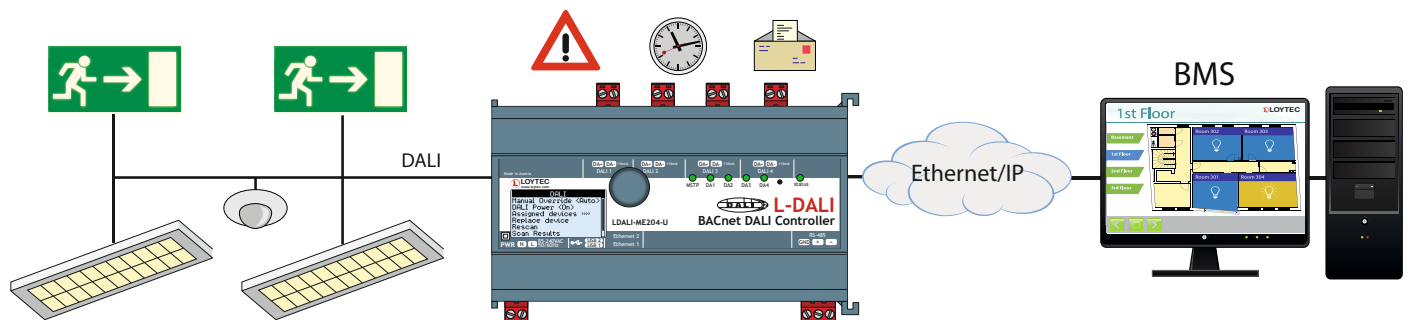
lighting, reducing installation cost, but also to integrate the necessary supervisory and monitoring functions into one management system. This results in further cost savings and offers the facility manager a single operating interface for all functions of the building. As an additional benefit, function and duration tests of the emergency system required by law can be automatically executed and results can be logged.



In addition to the integration of emergency lighting, the lighting system can also be connected with the fire alarms system. In case of an emergency situation the lighting system is notified and can support the evacuation of the building by increasing light levels in the designated escape routes.


Benefits:

- Cost savings by automating the periodic testing required for emergency lights
- Ease of maintenance and monitoring by providing a common user interface





Maintenance and Monitoring



The LCD of an L-DALI Controller

Only powerful visualization, reporting, maintenance, and alarm features ensure the smooth operation of the lighting system. As the L-DALI system supports open communication standards, it can be easily integrated into any building management system on the market. With LWEB-900, LOYTEC provides a scalable, server based, multi-user capable and fully developed building management software. The software can either be installed on a separate server or rented as a service.

Using its powerful features, the status of the lighting system can be displayed and parameters or control strategies and schedulers can be altered comfortably. It is important to consider changes in the room usage or to optimize the system in terms of energy consumption and user comfort. Alarms reported by the system can either be displayed in the front end of the building management system or sent via e-mail or SMS. Any system data can be stored in historical trend logs for subsequent analysis and reporting.

Special features, such as reports on the status of the system and the connected DALI luminaires and monitoring luminaire operating hours, allow for ideally planning maintenance cycles. With the help of powerful reporting functions, the collected data is presented in the form of energy consumption reports, room usage statistics, or maintenance lists. Efficient backup and restore functions at all levels – whether L-DALI controller, L-DALI input device (sensor/button) or DALI luminaire - ensure a high availability of the system. As soon as a broken part is replaced, device configuration can easily be restored using the last known backup. Hence, these tasks can be accomplished by in-house technicians minimizing maintenance costs.

Benefits:

- Open and standardized interfaces allow integrating a wide range of management systems
- Flexible configuration of schedulers (centralized/decentralized)
- Maintenance can be done by in-house technicians
- Automatic generation of maintenance lists for in-house technicians
- Reporting feature for energy consumption and operating hours



Using Synergies

While other manufacturers traditionally rely on closed, stand-alone solutions, the LOYTEC lighting system provides all communication interfaces common in building automation systems. All values and parameters can be accessed via open and standardized protocols like BACnet, LonMark, Modbus, OPC, and web services. This opens up numerous possibilities:

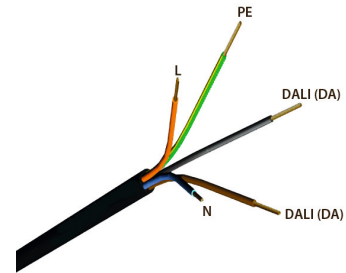
- Common user interfaces: Whether lights, air-conditioning, sunblinds, or multi-media equipment, all functions in a room can be operated via uniform and consistent user interfaces. A consistent look & feel allows for intuitive operation and increased user satisfaction and acceptance.
- One management system for all systems and functions: Regardless of whether you choose LOYTEC's L-WEB system or another management system solution, all functions and systems in a building can be integrated in a single visualization solution. This not only results in a better system view for the building manager, but also leads to a significant reduction of initial purchasing, training, and maintenance costs.
- Shared resources: Presence sensors, touch panels, I/O modules, and software licenses can be shared among the different systems in the building. Sensor information like presence status provided by the LDALI-MS2 Multi-sensor can be made available to different parts of the automation system (e.g. HVAC, access control). On the other hand, this information can also be provided by other sensors or other sources in the building automation system (e.g. access control). Similarly, push-buttons connected to the LDALI-BM2 can be used to control other subsystems (e.g. sunblinds) or push-buttons connected to I/O modules (BACnet, LonMark) can be integrated in the lighting application.
- In addition to the typical standard functionality of a multi-sensor the LDALI-MSx-BT series offers configurable Bluetooth beacon functionality (iBeacon, Eddystone). The advertised signals are well suited for usage in location-based services or in 3rd party indoor navigation systems. Scanning for Bluetooth beacons and providing location information of valuable assets to tracking systems is another use case to mention.

Benefits:

- Consistent user interfaces for all building functions
- Reduction of initial and maintenance costs through the joint usage of resources (sensors, user interfaces, management system)



DALI Quick-Facts




- DALI is a manufacturer-independent standard for digital lighting control standardized by the international standard IEC 62386. All large and a growing number of small manufacturers support this standard and provide an ever growing portfolio of DALI devices.
- DALI stands for simple cabling and high reliability. Only two additional wires are necessary in addition to the three wires required for mains supply. Up to 300 m cable length with free topology are permitted. Connection to the ballasts is polarity insensitive.
- While DALI-1 only applies to ballasts & luminaires, DALI-2 also covers sensors and buttons (input devices).
- DALI supports up to 64 ballasts/luminaires and 64 input devices (sensors, buttons and more) per channel. DALI ballasts can be grouped together. 16 groups are available per channel.
- DALI devices report the device status (e.g. lamps failure).
- Optionally, DALI devices can be powered via the DALI bus. This is typically the case for DALI sensors and buttons.
- DALI-2 devices are certified by the DALI-Alliance, also known as the Digital Illumination Interface Association (DiiA). LOYTEC recommends to only use DALI-2 certified devices whenever possible.
- The complete L-DALI product range supports the DALI-2 standard.

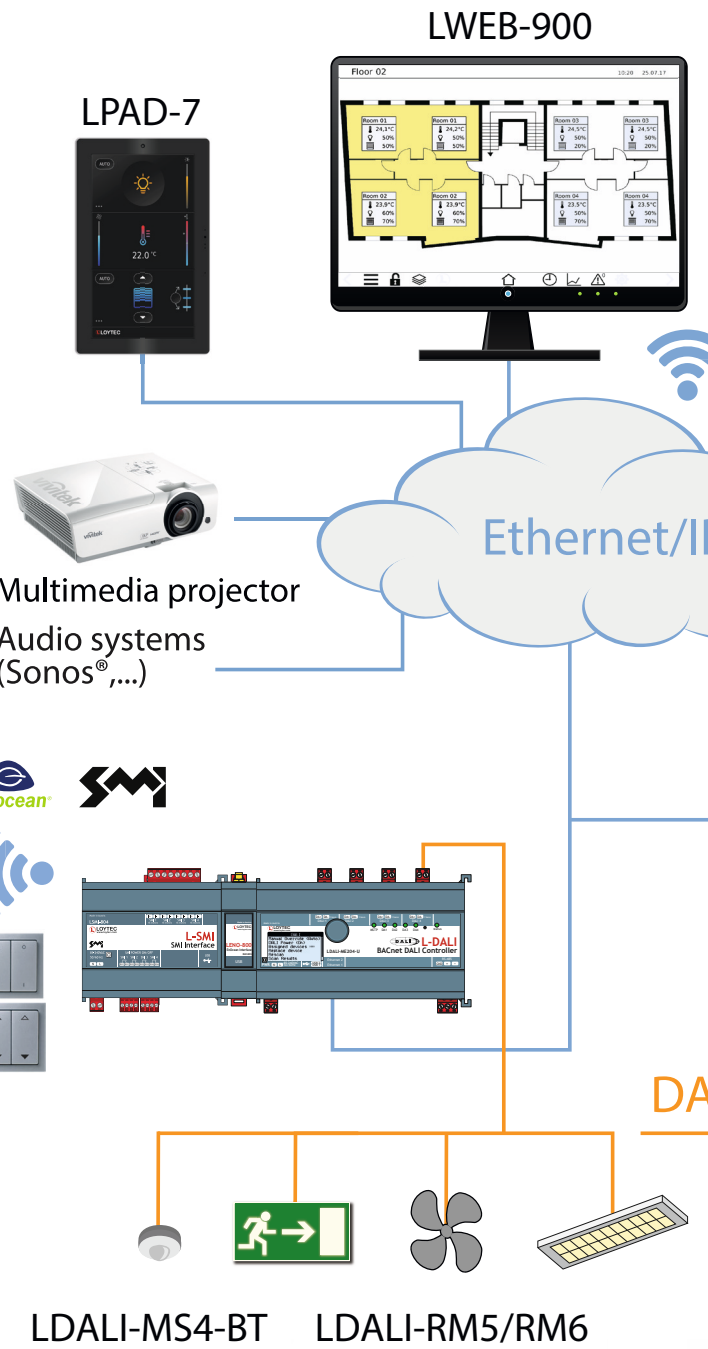
The L-DALI System

L-DALI Controller

The L-DALI controller is the heart of the system. Depending on the model, each L-DALI controls up to 4 DALI channels, this means up to 256 luminaires in total. The built-in DALI bus power supply saves costs and space in the control cabinet. The LCD display together with the jog-dial enables an easy setup: The IP address can be configured and a simple check of the connected DALI channels can be performed directly on the device via this simple user interface. Due to these local operation capabilities, maintenance tasks like the replacement of broken DALI devices that are typically performed by an in-house technician do not require any PC or notebook. The lighting application integrated in the L-DALI controller covers all standard application scenarios like presence-based control, constant light control, corridor light, scheduling and more.



Various parameters allow flexible customization to meet different customer requirements. Moreover, different control strategies can be combined, such as depending on the time of the day. For even more flexibility programmable versions of the controller are also available: LDA-LI-PLC2 / LDALI-PLC4.



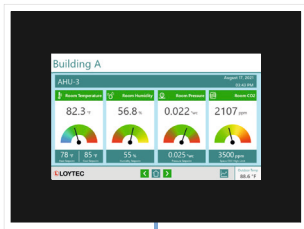


Tablet PC



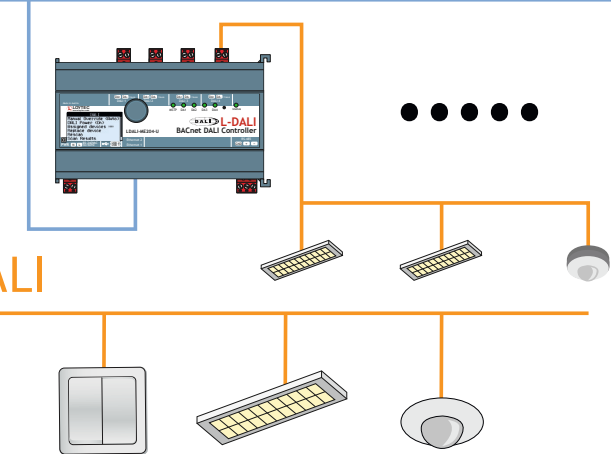
Smartphone

LWEB-802



L-VIS

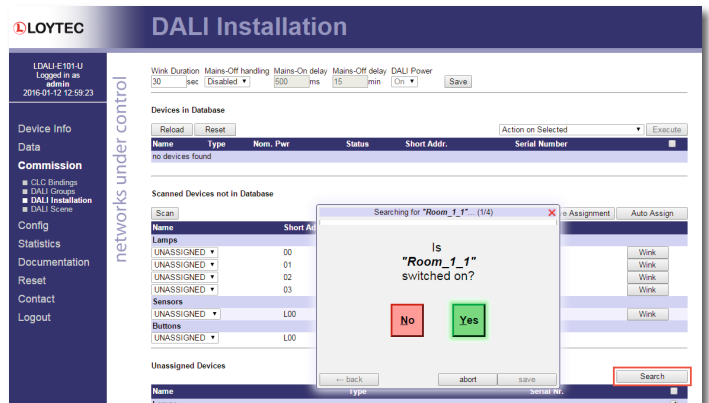
Ethernet/IP



LDALI-BM2

LDALI-MS2-BT

The L-DALI controller is also in charge of monitoring DALI devices. If a device fails or reports an error, e.g. a lamp failure, an alarm is generated and logged. In addition, energy consumption and operating hours are calculated. Popular features of the other LOYTEC controllers such as alarming, historical trending or event-driven e-mails are also available. The complete L-DALI product range supports the DALI-2 standard.



DALI commissioning via L-DALI web interface

Commissioning is done either via the web interface integrated in the L-DALI controller or by using PC based configuration software. The latter also allows an offline pre-configuration of the system: All parameters, group assignments, scenes, and connections for the lighting applications can be made beforehand in the office using a PC. Hence, commissioning on site (online) is limited to the assignment of physical devices, which can also be carried out conveniently through the web interface. Various wizards and a user interface facilitate these tasks substantially. If an LWEB-900 system is available, the configuration of the L-DALI controllers can be centrally managed in the LWEB-900 server.

The L-DALI System

Apart from L-DALI controllers, the L-DALI system also includes sensors and actuators necessary for lighting applications. All L-DALI sensors and actuators are connected via the DALI bus with the L-DALI controller. As the devices draw energy from the DALI bus, no additional power supply is required. Hence, cabling is easy and cost-effective.

L-DALI Multi-Sensors


The LDALI-MS2 / MS2-BT / MS4-BT Multi-sensor delivers lux and presence information that is necessary for constant light control or presence-based control. The L-DALI Multi-Sensors are an extremely cost-effective solution for most application scenarios. Thanks to dual technology (PIR and acoustic presence detection, each of which can be adjusted separately in sensitivity), the BT-series offers precise occupancy detection optimized for office applications. Following LOYTEC's holistic approach, the L-DALI Multi-Sensors deliver temperature and humidity sensor values, which can be used for HVAC or monitoring applications.

LDALI-MS2-BT/MS4-BT provide a Bluetooth-interface giving them the ability to send/receive common beacon types (iBeacon, Eddystone UID beacon). Thus, they are ideally suited for location based services, indoor navigation or asset tracking.



LDALI-BM2 Push-Button Coupler

With the LDALI-BM2 push-button coupler, conventional push-buttons and switches are integrated into the DALI system in a simple and cost-effective way. Per LDALI-BM2, four inputs and four outputs for feedback LEDs are available. The actions triggered upon buttons being pressed can be configured flexibly (dimming, scene recall, changing color temperature, sunblind control and more). Buttons can also be used to manually override any automatic operation.



L-DALI Relay Modules

The LDALI-RM5 relay module allows integration of non DALI-luminaires or other loads in a L-DALI controller lighting application. Typical application scenarios are fans in toilets or washrooms and motors for partition walls or screens that should be moved up or down based on a scene selected. Its 1-10V interface even allows controlling of legacy dimmable ballasts. The LDALI-RM6 offers identical functionality in a US-style "spud-mount" housing. The LDALI-RM8 is an 8-channel relay module for DIN rail mounting in a switching cabinet. It supports switching currents up to 16A as well as high inrush currents and is perfectly suited to switch on/off mains supply of complete areas (e.g. parking garages, warehouses, gyms, and more).






L-DALI Phase-Cut Dimmer Modules

The LDALI-PD1 module enables the control of phase-cut dimmed consumers via a DALI channel. Typical application scenarios are the integration of 230V LED-retrofit-bulbs or halogen lamps in DALI lighting applications.



L-DALI PWM Modules

The LDALI-PWM4-x is a 4 channel constant voltage LED driver. It is suitable for constant voltage LED modules and LED strips. Besides the standard uses with 4 independent controlled DALI-luminaires different types of this family also cover tunable white (PWM4-TC) and colour (PWM4-RGBW) applications.



Expansion Modules

Expansion modules provide additional functionality. The LSMI-804 module allows controlling sunblinds on up to 4 SMI channels, so up to 64 motors in total. The integrated sunblind controller application interacts with the DALI lighting control leading to additional energy savings along with increased user comfort. With the LENO-80x module wireless EnOcean sensors and switches can be integrated into the L-DALI system, wherever needed (e.g. retrofit or modern offices with glass walls). The LTE-800 interface expands a LOYTEC device with a wireless mobile connection in the LTE network of a mobile provider and enables easy mobile site integration using VPN technology.

L-VIS Touch Panel

LPAD-7 Programmable Touch Panel

L-PAD/L-VIS touch panels are ideal for visualization and operation of lighting and other functions of a room or an area. The fully customizable user interface offers dynamic pages that are easy to navigate. L-PAD and L-VIS impress with a timeless design that integrates into both modern and historical architecture, and provides an extremely user friendly operating concept.

The L-VIS product line offers models with 7", 12" or 15" touch display. The LPAD-7 has a 7" touch display. This allows choosing the size of the screen depending on application requirements, available space, and budget. L-PAD and L-VIS support all standard functions of a management system, like alarming, scheduling, and trending. They can also be used in smaller projects for plant visualization and monitoring instead of a PC based solution, reducing initial and maintenance costs.



LWEB-802/803 Web Operation

LWEB-802 serves to operate a room via a standard web browser. By utilizing HTML5 and JavaScript, the pages are displayed in a standard web browser without the need to install any additional software or browser plugins. This allows using LWEB-802 projects also on smart phones and tablets running Android OS or iOS, eliminating the need to install and maintain apps.

When designing user interfaces based on LWEB-802, the designer faces practically no limits regarding the size, colors, and utilization of graphical elements. Thus, the interface can be flexibly adjusted to customer requirements. Especially when using automation functions – whether lighting control or fully integrated room automation – LWEB-802 provides an alternative to traditional room operating units. Basic features are covered via automatic mode, and manual user interventions are possible via PC, tablet, or smartphone.

LWEB-803 allows operating LWEB-802 interfaces on Microsoft Windows PCs (as an alternative to standard web browsers). A “design view” mode allows designing “widgets” without frames and with transparent background. In “kiosk mode” the user can only operate the LWEB-803 application. Here, the user has no access to the PC desktop or other installed software applications. LWEB-803 can report the PC activity of the user to the automation system helping the system to determine the occupancy state. If no activity is detected for a specific period of time, the monitors will not only enter standby, but the lights will also switch off automatically.

For smaller projects, the L-WEB operation can be directly hosted on the L-DALI controller, whereas a central hosting including access and user administration (e.g. LWEB-900) is recommended for larger projects.



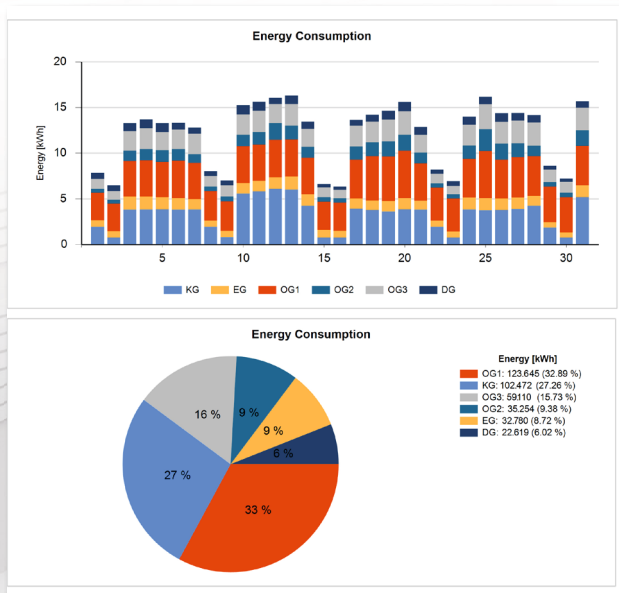
LWEB-900 Building Management System

The building management software LWEB-900 provides a user interface for operators and facility managers to manage and operate their building. LWEB-900 is a highly flexible and scalable solution, which assists you with installation and configuration of the automation system all the way to daily operation of the facility. Thus, a common user interface for the building automation system is available at all phases of the project.

LWEB-900's range of applications is not only restricted to lighting systems. Due to its open and standardized communication interfaces, other systems – whether realized via LOYTEC components or by another manufacturer – can be integrated. This not only results in a better system view for the building manager, but also leads to a significant reduction of initial purchasing, training, and maintenance costs.

LWEB-900 fulfills a wide range of functions:

- Visualization of the lighting system status
- Central switching
- Change of lighting control parameters (e.g. light level, hold time, control algorithm)
- Hosting and administration of LWEB-802/803 projects including user and rights management
- Change of schedules
- Alarm management
- Long-term data recording to optimize energy consumption
- Monitoring of emergency lighting system
- Automatic creation of maintenance lists and other reports (e.g. energy consumption)
- Device configuration
- Firmware update distribution
- Regular system-wide backups of all relevant device configuration data
- Web cam integration
- Multi-site functionality
- Secure room operation



Energy report

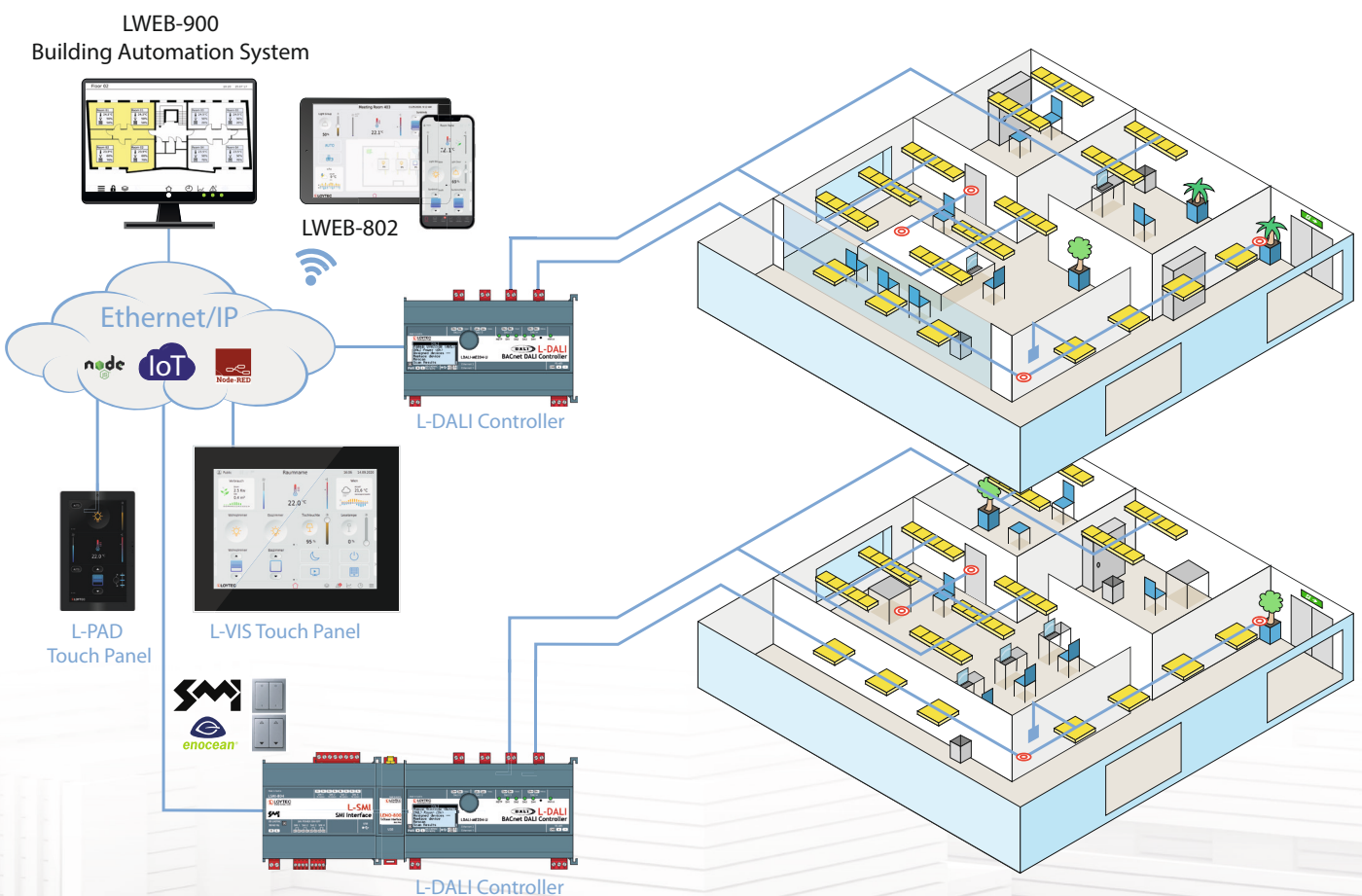
LWEB-900 Building Management System

The LWEB-900 Building Management System uses a client-server architecture. One LWEB-900 server can be accessed by one or multiple LWEB-900 clients as user interfaces. As a central component, the LWEB-900 server manages and stores system and operating parameters, historic data, access rights, and device configurations (backup) in an SQL database. Web services are used to exchange real-time data with LOYTEC devices in the field.

The client can be installed locally on the computer together with the LWEB-900 server or it can run on computers that are distributed in the IP network. Alterna-

tively, LWEB-900 visualization functions can be accessed via a common web browser, allowing operation of the system via smartphone and tablet.

LWEB-900 provides each user with its own work environment. The user needs to log into the system and is presented with a view that is tailored to his tasks. The authorization system allows assigning individual access rights and functions to any user. Of course, users can be assigned to groups to facilitate the rights management. Integration with an existing Active Directory-based user administration is also possible.

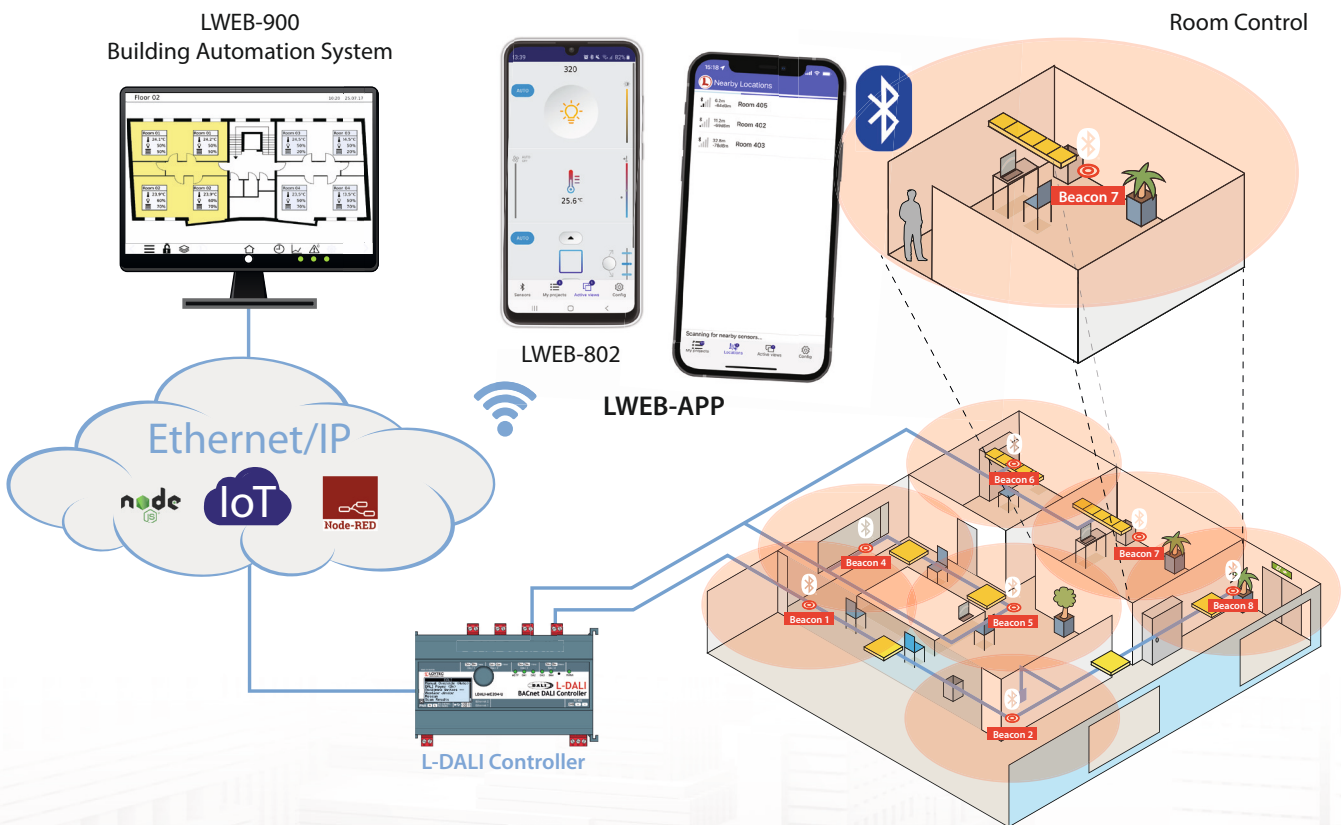


Secure Room Operation

To allow secure room operation via a mobile device, several protection algorithms take place to prevent LWEB-802 projects from unauthorized access.

The LWEB-900 provides access to room operation for LWEB-900 users based on their user rights. The "room control user"-role defines a higher level of security, requiring physical presence in addition to user au-

thentication. This is achieved through the proximity to LWEB-Beacons, as only these transmit constantly changing authentication codes, which are required to authenticate and refresh a session with the LWEB-900. The LWEB-App shows a list of LWEB-Beacons nearby and automatically uses the additional information transmitted by these beacons when establishing and refreshing a connection to the LWEB-900.





Office Buildings

- Energy savings through presence based control
- Daylight harvesting for energy savings and comfort
- Automatic corridor lighting for safety and comfort
- Operation via conventional push-buttons, touch panels, or web
- Integration of emergency lighting
- Change lighting control strategy and parameters dynamically (e.g. depending on room usage or via scheduler)
- Increased well-being due to daylight simulation (adjusting color temperature depending on time of day)
- Sunblind control
- Integration with the building management system
- Integration with a multi-media system
- Secure room operation
- Monitoring energy usage and operating hours
- Easily reconfigure lighting if the floor plan is changed
- Supported 3rd party systems: indoor navigation, asset tracking



Iberdrola Tower, Bilbao

Iberdrola tower, located in Bilbao in the North of Spain, is a concrete, steel and glass giant that is 165 m (541 ft) high, consists of 41 floors and comprises a total of 50,000 square meters. The tower is the tallest building in the whole Basque country. Construction started in 2007 and was finished in 2011. The huge business center is designed as a sustainable “green building” and has gained LEED CS 2.0 certification.

20,000 DALI luminaires – standard as well as emergency – and 5,000 automated sunblinds are controlled by 70 L-DALI controllers and 35 LINX-110 automation servers. Both standard DALI luminaires and emergency luminaires were integrated into the same system and even share the very same DALI channels.

Each floor contains up to 500 luminaires. Monitoring and control of standard lights comprises automatic and manual light level adjustment with consideration of different usage scenarios like occupancy, cleaning and night as well as alarms on lamp or ballast failure and recording of run hours. For the emergency lights the lamp

value can be adjusted and the status of the lights is monitored. Alarms are generated in case of lamp or ballast failures. Run hours in normal and emergency mode, battery charge status and battery failure are accessible to the facility manager in real-time. Further, the system allows triggering function and duration tests manually or using a schedule for every single emergency light in the system. Among the resulting benefits are improvements related to maintenance, timely battery and lamp replacements, instant notification in case of lamp failures and the automatic testing of the emergency lighting system.



loytec.com/iberdrola



Location: Bilbao, Spain

DALI luminaires: 20,000

Sun blinds: 5,000

Technologies: DALI, EIA-709 (LonMark), IP

Companies involved: e-controls

LOYTEC Components: LDALI-Controller, LINX-110 Automation Server



Transportation & Traffic

- Energy savings through presence-based control
- Daylight harvesting for energy savings
- Integration of emergency lighting
- Change lighting control strategy and parameters dynamically (e.g. depending on room usage or via scheduler)
- Integration with building management system
- Automatic generation of maintenance lists and alarms in case of lamp failures
- Monitoring energy usage and operating hours
- Effect lighting - create stunning lighting effects



Manchester Airport

In the course of the refurbishment of Terminals 1, 2 and 3 of Manchester Airport, a modern DALI lighting system with constant light control and occupancy detection has been installed.

The lighting system is integrated in the airport's BMS and flight control systems via BACnet. This allows automatic configuration of the lighting control strategy at each gate according to the flight departure and arrival schedules, time of day, and ambient light level.

The integral solution includes the following features:

- Daylight and occupancy based lighting control
- Connection to the airport's "Flight Information System": The DALI lighting system is notified whether a gate is currently in use or not. The set point for the constant light control algorithm is raised for used gates whereas it's lowered for currently unused gates.
- "Maintenance-free" due to the use of LED technology

The lighting control system powers lighting only when the lighting levels drop below a pre-set threshold and when there is occupancy presence within these areas. Results are quite impressive, with energy reduction of up to 89%, totaling to a reduction of seven GWh of electrical energy.

The Manchester Airport project was honored with the LUX Award in London as "Project of the Year" in the category "Industrial and Transport Lighting". The extension of Manchester Airport Terminal 2 won in the category "Best Large Indoor Projects" at the DALI Lighting Awards organized by the Digital Illumination Interface Alliance (DiiA). The same L-DALI lighting control solution is also implemented at Stansted Airport.



loytec.com/airport

Location: Manchester, Great Britain

DALI luminaires: 9,500

Technologies: DALI, BACnet, IP

Companies involved: Calon, Building Environment Controls

LOYTEC components: LDALI-ME204





Education

- Daylight harvesting for energy savings and comfort
- Automatic or manual control
- Operation via conventional push-buttons, touch panels, or web
- Adopt light level and setup to usage scenario (e.g. class, presentation ...)
- Integration with the building management system
- Integration with a multi-media system
- Automatic generation of maintenance lists and alarms in case of lamp failures
- Monitoring energy usage and operating hours



High-School Wendelstein

High-tech high school, innovative model school, showcase project – Bavaria’s most modern, multiple-award winning high school was seen as a first-class building right from the start. All systems – from the HVAC system to the energy data acquisition and the DALI lighting control system – were integrated into a single building automation system. All the different systems are connected via a CEA-709/LonMark system.

Around 2,000 DALI lamps are connected to L-DALI lighting controllers. The controllers manage constant light control in the classrooms and are able to independently regulate two lighting zones within each classroom (one at the window side, one at the corridor side). OSRAM DALI multi-sensors are installed as part of the lighting system and used for constant light control. Due to the gateway function integrated in the L-DALI controllers the data provided by the multi-sensors is available for the entire automation system and can be used by the various other applications in the building.

L-VIS touch panels are used in the gyms for lighting control. The school’s facility manager uses an L-VIS touch panel to adjust the light levels of the luminaires in the entrance hall and in the corridors and also for monitoring all windows and doors in the building.

The facility management of the school’s owner is responsible for collecting operation and resource usage data from the building. This allows analyzing the high schools’ energy flux and monitoring and evaluating system status and performance. As part of this data acquisition L-DALI lighting controllers provide energy consumption data from the DALI lighting system.



loytec.com/high-school



Location: Wendelstein, Germany

DALI luminaires: 2,000

Technologies: CEA-709

Companies involved: NV-Connection, Raimund Hoyer

LOYTEC components:

LDALI-3E101, LDALI-3E102, LDALI-3E104,

LVIS-3E100, LVIS-3E115



Healthcare

- Energy savings through presence based control
- Daylight harvesting for energy savings and comfort
- Operation via conventional push-buttons, touch panels, or web
- Integration of emergency lighting
- Adopt light level and setup to usage scenario (e.g. class, presentation ...)
- Increased well-being due to daylight simulation (adjusting color temperature depending on time of day)
- Integration with the building management system
- Automatic generation of maintenance lists and alarms in case of lamp failures
- Monitoring energy usage and operating hours



Rigshospitalet Copenhagen

With more than 1,100 beds, Rigshospitalet is the largest hospital in Denmark. Different LOYTEC products were utilized as core elements in the design and implementation of a control and data acquisition system.

The goal was to implement a touch screen based control system for the various technical systems in operating rooms such as:

- OT lights – light intensity and light color
- Room lighting with dimming function
- Sunblinds
- Curtains
- Suction systems
- Room temperature
- Room pressure

The hospital was looking for a touch screen solution with an integrated graphical user interface that would allow regular staff like nurses or surgeons to manage all technical functions themselves during a surgery.

For lighting control, L-DALI light controllers were used, while suction system, sunblinds and curtains in the operating room are integrated and controlled via L-IOB I/O modules. The application to fulfill the very specific requirements of this use case was realized using freely programmable L-INX automation servers. The open communication interfaces of the LOYTEC system allowed exchanging data on room temperature and the air pressure with an existing management system. All systems can be operated via LVIS-3E115 touch panels, which allow instant and flawless access to all the above room functions.



GRUE + HORNSTRUP

loytec.com/rigshospitalet



Location: Copenhagen, Denmark

DALI luminaires: 1,200

Sun blinds: 400

Technologies: DALI, EIA-709 (LonMark), IP

Companies involved: Grue & Hornstrup

LOYTEC components: LINX-120, L-IOB I/O, LDALI-3E101, LVIS-3E115



Industrial Plants

- Energy savings through presence based control
- Daylight harvesting for energy savings and optimal working conditions
- Integration of emergency lighting
- Change lighting control strategy and parameters dynamically (e.g. depending on room usage or via scheduler)
- Integration with the building management system
- Automatic generation of maintenance lists and alarms in case of lamp failures
- Monitoring energy usage and operating hours



Maintenance Facility Herdern

Swiss Federal Railways (SBB AG) extended its maintenance facility at the Herdern-Areal in Zurich-Altstetten to one of the most modern facilities for service and repair work. The building stands out with its unique industrial architecture and has a length of 425 m.

Correspondingly the requirements for the automation system were quite extensive. The focus was on high energy efficiency, maximum safety, and highest availability. Strict environmental laws needed to be adhered to at all times. Additionally, an intuitive and simple user interface for the system was required.

The integral solution includes the following features:

- Control and monitoring of lighting
- Control of the heating system
- Control of the ventilation system
- Control of smoke and heat extraction
- Control of the acoustic system
- Alarm detection and management

L-DALI controllers with daylight-based control were used throughout the entire complex and ensure ideal lighting conditions for the service workers at any time. As the devices execute the control functions locally, a high availability of the plant is guaranteed. The system is operated via 15 L-VIS touch panels mounted in different locations throughout the site. Via these user interfaces the lights in the facility can be controlled. In addition they provide building management system graphics with real-time values for all other building functions. The core of the system is the LWEB-900 building management system. It allows monitoring and visualization of the system status as well as the creation of schedulers and reports.

PENTACONTROL 

loytec.com/herdern



Location: Zurich, Switzerland

DALI luminaires: 3,500

Technologies: DALI, EIA-709 (LonMark), IP

Companies involved: PentaControl AG

LOYTEC Components: LVIS-3E112 Touch Panels,
LDALI-3E102, LDALI-3E104 DALI Controllers

L-INX Automation Server, L-IOB I/O-Modules



Hotels

Fotos: © Piero Lissoni Design

- Automatic corridor lighting for safety and comfort
- Operation via conventional push buttons, touch panels or web-based
- Scene control for the right atmosphere
- Adjusting the color temperature to individual preferences and moods
- Sunblind control
- Integration with a multi-media system
- Integration of emergency lighting
- Perfect product presentation by adjusting the light intensity and color
- Integration of colored effect lighting
- Integration with the building management system
- Automatic generation of maintenance lists and alarms in case of lamp failures
- Monitoring energy usage and operating hours



Roomers, Langestraße 100 in Baden-Baden

Langestraße 100 in Germany is a newly built 5-star rated design hotel with 130 spacious rooms and suites, a state-of-the-art medical center with 15 medical specialists, an apartment building with 16 flats and a two-storey underground garage with 200 parking spaces. In 2010 "Roomers" in Frankfurt won the "hotel property of the year award".

The LOYTEC solution at Langestraße 100 uses room controllers, I/O modules, and KNX interfaces (LROC-100 Room Controllers, LIOB-100 I/O Modules, LKNX-300). Each hotel room has an automation system that can interact with other building systems, the booking system and the hospitality software via BACnet/IP. This solution was chosen for its open programmability and multiple interface support for: Ethernet, OPC UA, Modbus TCP, BACnet/IP, LON, Modbus RTU, KNX.

Via the OPC, the BMS provides the occupancy status to the room controllers, which can communicate to the L-STAT Network Thermostat, and displays the status (occupied or unoccupied). In addition, an L-VIS Touch Panel is configured to control the building complex and provide an alternative for controlling and visualizing the building. KNX system integration was one of the most important reasons why LOYTEC devices were selected for the Langestraße 100 project. When the L-ROC room controller processes incoming messages from KNX sensors, considerable energy savings are possible. For example, when a guest checks in, a welcome mode activates a predefined dimmed lighting mode, audio mode, starts the air conditioning, and then opens the roller shutter to optimize guest comfort. In addition the L-STAT network thermostat shows the symbol „occupied“. When the guest checks out, an unoccupied scenario is activated, which guarantees that energy is only used when actually needed.



AUTOMATION
PGA

loytec.com/roomers

Location: Baden-Baden, Germany

Topology: OPC UA, BACnet® IP,

Modbus RTU, Modbus TCP, DALI, KNX IP, KNX TP, M-Bus

Companies involved: PGA Gesellschaft für Prozess- und Gebäudeautomatisierungstechnik mbH

LOYTEC Components: u.a. LDALI-ME204-U Lighting Controller, LDALI-PWR4-U Power Supply, LVIS-3ME15 Touch Panels, L-STAT Network Thermostat, L-IOB I/O Module, L-ROC Room Controller, L-GATE Universal Gateways





Retail & Stores

- Scene control for the right atmosphere
- Adjust light intensity and color for perfect product presentations
- Optimized window lighting based on outside lux levels
- Operation via conventional push-buttons, touch panels, or web-based
- Integration of emergency lighting
- Integration with the building management system
- Integration with a multi-media system
- Automatic generation of maintenance lists and alarms in case of lamp failures
- Monitoring energy usage and operating hours



OBI Market Nuremberg, Germany

The OBI home improvement store in Nuremberg, a two-story building with a retail area of approximately 12,000 m², was built in February 2014. For lighting control the building automation system was equipped with a LOYTEC DALI lighting system. The complete automation system was integrated by the German company Nagel Gebäudetechnik GmbH.

Around 1,900 DALI luminaires are distributed all over the building and are controlled by LDALI-ME204 controllers that communicate via BACnet/IP. The luminaires are dimmed by the intelligent L-DALI controllers depending on the available daylight. The entire lighting of the ground floor, upper floor, garden center, and parking are controlled via seven LDALI-ME204 and 19 lux

sensors. The lighting system resulted in additional cost savings of up to 15%. The L-DALI controllers are directly connected to the central building control system.

The entire building control system including lighting is controlled via 12" L-VIS touch panels that are integrated via BACnet/IP. The touch panels also display the current resource usage of the store like water and electricity usage. In addition, the resource usage of the previous day is shown in Euros directly on the display. This gives the store manager immediate feedback on the savings achieved. If the benchmark values are compared before and after decreasing the dim level of the luminaires, the savings become evident.



loytec.com/obi

Location: Nuremberg, Germany

DALI luminaires: 1,900

Technologies: DALI, BACnet, IP

Companies involved: Nagel Gebäudetechnik GmbH

LOYTEC components: LDALI-ME204, LVIS-ME212



L-DALI Lighting Control Solutions

Modern lighting control systems must meet a number of requirements:

- Reduction of energy consumption
- Increased user comfort
- Comprehensive access to information for the building operator
- Easy adaption to changes in room usage or floor plan
- Seamless integration with building management systems

With more than 15 years of experience in lighting control, the LOYTEC lighting control solution covers all of these aspects. By using standardized open protocols like DALI, OPC, BACnet, and LonMark, a LOYTEC lighting control system can be easily expanded or connected to systems of other vendors. This ensures that a LOYTEC based lighting control system is a safe investment for the future.



LOYTEC electronics GmbH
Blumengasse 35
1170 Vienna
Austria
Tel.: +43 (1) 4020805 0
Fax: +43 (1) 4020805 99

www.loytec.com
info@loytec.com

Delta Electronics (Americas), Inc.
LOYTEC
Building Automation Business Group
N27 W23957 Paul Road, Suite 103
Pewaukee, WI 53072
Tel: +1 (262) 278 4370
Fax: +1 (262) 408 5238
www.loytec-americas.com
info@loytec-americas.com

Delta Electronics, Inc.
256 Yangguang Street
Neihu, Taipei 11491
Taiwan, R.O.C.
Phone: +886 (2) 8797 2088
Fax: +886 (2) 2659 8735

www.deltaww.com
bas.sales@deltaww.com