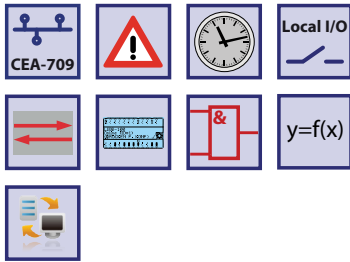





Datasheet #89024423



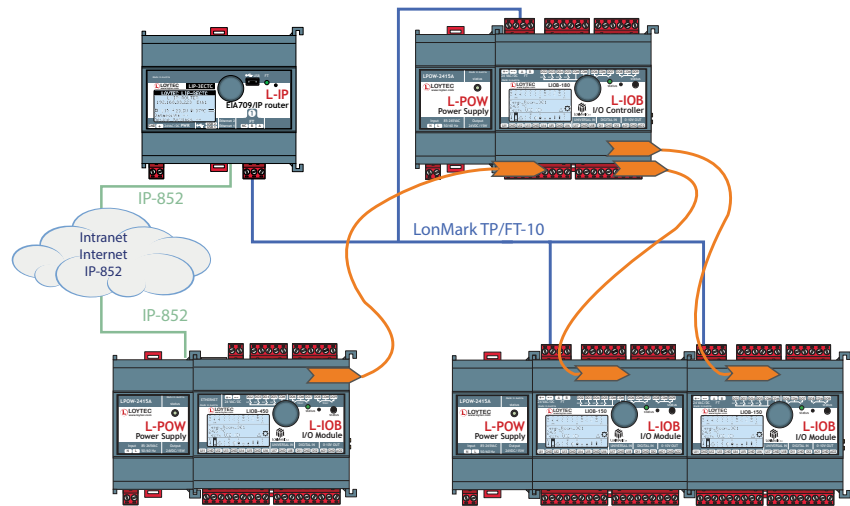
LIOB-18x I/O Controllers are compact, programmable automation stations for LonMark Systems with physical inputs and outputs.

LonMark TP/FT-10 Channel

LIOB-18x I/O Controllers communicate via twisted pair over a TP/FT-10 channel in the LonMark System. LIOB-18x I/O Controllers offer extended features such as local alarming (SNVT_alarm and SNVT_alarm_2) and local scheduling.

Local Operation and Override

All L-IOB I/O Controllers are equipped with an LCD display (128x64) with backlight and jog dial for manual local operation and override. Device and data point information is displayed in text form and via graphical symbols.



Features

- Automation station with physical inputs and outputs
- IEC 61131-3 programmable with L-LOGICAD
- 128x64 graphic display with backlight
- Local access to information about device status and data points in clear text and symbols
- Manual operation using the jog dial
- Compliant with CEA-709 and ISO/IEC 14908-2 standard (LonMark System)
- LonMark certified
- SNVT-based interface for integration in the LonMark TP/FT-10 channel
- NV interface can be freely defined
- Up to 256 address table entries (ECS mode)
- LNS plug-in for device configuration in the LonMark System
- Math objects to execute mathematical operations on data points
- LonMark Alarming with nvoAlarm (SNVT_alarm) and nvoAlarm_2 (SNVT_alarm_2)
- Local Scheduling

LIOB-180/181/182/183/184 V2

General specifications	
Dimensions (mm)	107 x 100 x 75 (L x W x H), DIM015, DIM016, DIM017
Installation	DIN rail mounting following DIN 43880, top hat rail EN 50022
Operating conditions	0 °C to 50 °C, 10–90 % RH, noncondensing, degree of protection: IP40, IP20 (terminals)
Power supply	24 VDC / 24 VAC ±10 %
Program cycle time	Down to 10 ms
Interface	1 x LIOB-FT or LonMark TP/FT-10

Resource limits	
Total number of data points	2 000
Network variables (NVs)	200
Alias NVs	200
Address table entries	256 (non-ECS mode: 15)
LonMark Calendars	1 (25 calendar patterns)
LonMark Schedulers	10
LonMark Alarm Servers	1
Connections (Local / Global)	200 / 0

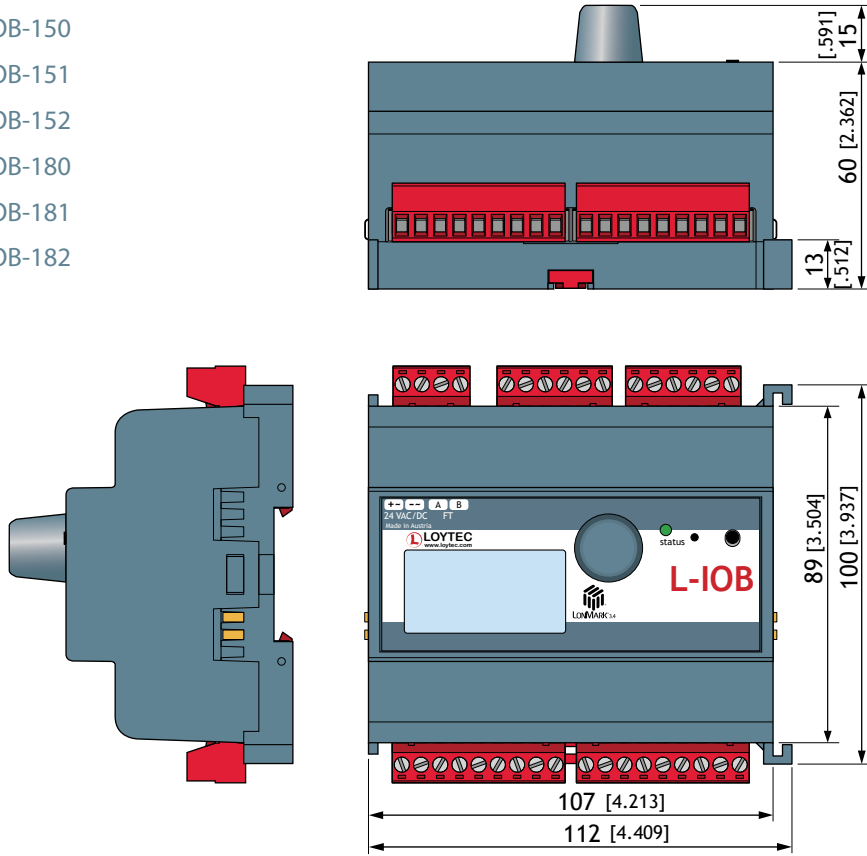
Specifications LIOB-FT I/O Controller (LIOB-18x)					
Type	LIOB-180	LIOB-181	LIOB-182	LIOB-183	LIOB-184
Power consumption	1.7 W 2.6 W (Relays on)	1.7 W	1.7 W 2.7 W (Relays on)	1.7 W 2.5 W (Relays on)	1.7 W 2.6 W (Relays on)
Universal Input (UI)	8	8	6	6	7
Digital Input (DI)	2	12	-	-	-
Analog Output (AO)	2	-	6	6	4
Digital Output (DO)	8 (4 x Relay 6 A, 4 x Triac 0.5 A)	-	8 (8 x Relay 6 A)	5 (4 x Relay 16 A, 1 x Relay 6 A)	7 (5 x Relay 6 A, 2 x Triac 0.5 A)
Digital Output specification	Please refer to the "General Input and Output Specification of LOYTEC devices" at the end of the L-IOB section for more details.				
Differential Pressure Sensor	-	-	-	-	±500 Pa

Runtime licenses	
Type	LIOB-18x
Programming, Tools	L-LOGICAD software (IEC 61131-3)
License	L-STUDIO: n/a L-LOGICAD: included

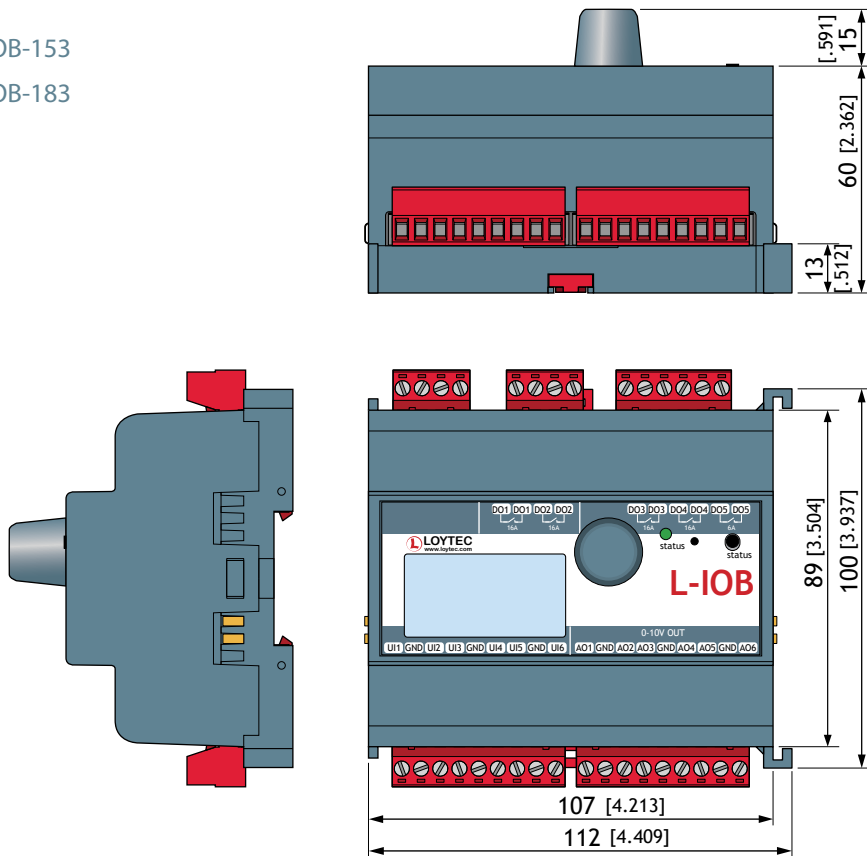
Order number	Product description
LIOB-180	LIOB-FT I/O Controller: 8 UI, 2 DI, 2 AO, 8 DO (4 x Relay 6 A, 4 x Triac 0.5 A)
LIOB-181	LIOB-FT I/O Controller: 8 UI, 12 DI
LIOB-182	LIOB-FT I/O Controller: 6 UI, 6 AO, 8 DO (8 x Relay 6 A)
LIOB-183	LIOB-FT I/O Controller: 6 UI, 6 AO, 5 DO (4 x Relay 16 A, 1 x Relay 6 A)
LIOB-184	LIOB-FT I/O Controller: 7 UI, 4 AO, 7 DO (5 x Relay 6 A, 2 x Triac 0.5 A), 1 Pressure Sensor
LPOW-2415A	LIOB-Connect power supply unit, 24 VDC, 15 W
LPOW-2415B	Power supply unit with power connector 24 VDC, 15 W
L-TEMP2	External temperature sensor (NTC10K) for use with L-IOB Universal Inputs

Dimensions of the devices in mm and [inch]

DIM015 LIOB-150
 LIOB-151
 LIOB-152
 LIOB-180
 LIOB-181
 LIOB-182

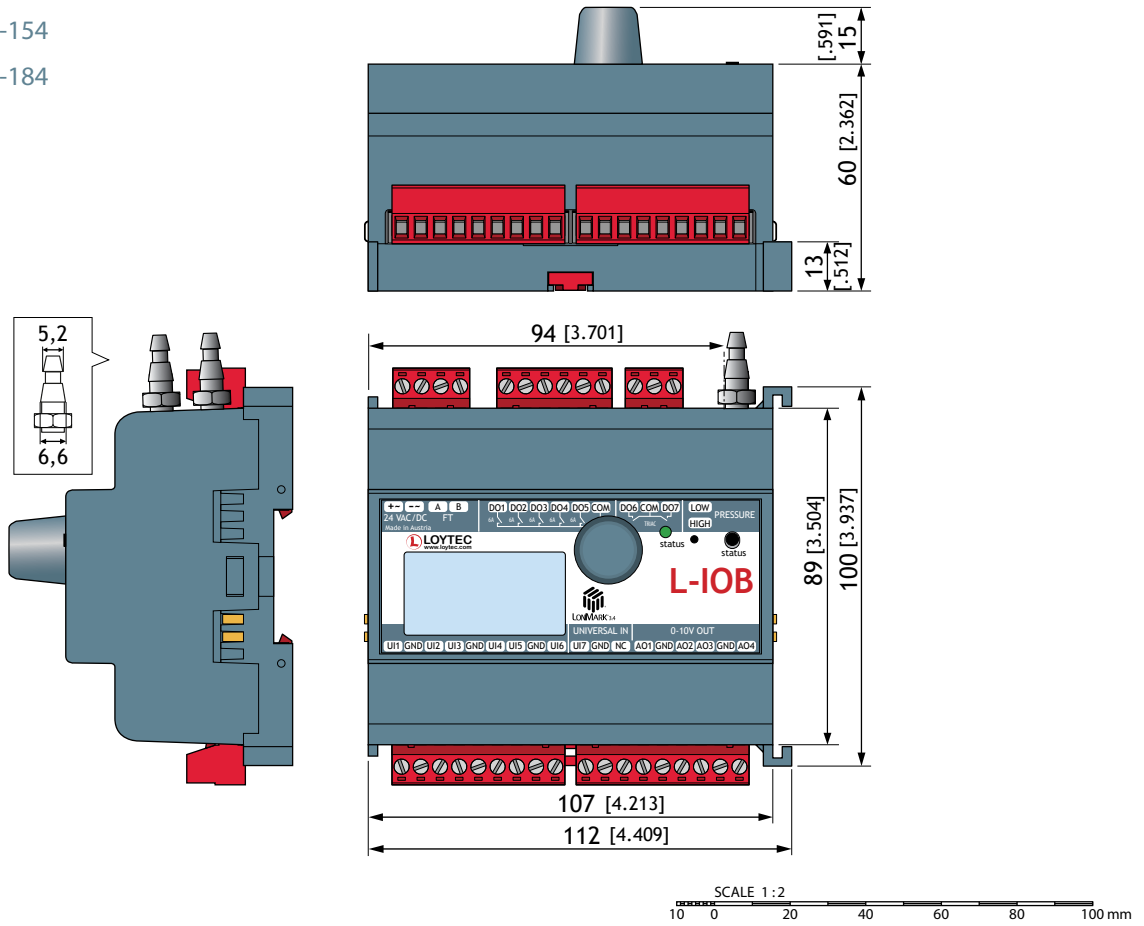


DIM016 LIOB-153
 LIOB-183



Dimensions of the devices in mm and [inch]

DIM017 LIOB-154
LIOB-184



The products of LOYTEC electronics GmbH are subject to constant development. Therefore, LOYTEC reserves the right to modify technical specifications at any time without prior notice. The most recent datasheet can be downloaded from www.loytec.com.