

L-POW Power Supply

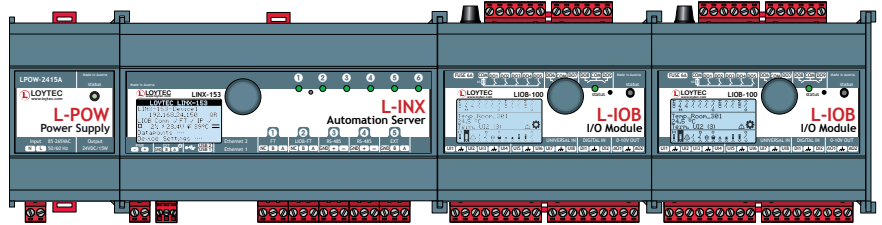
LPOW-2415A, LPOW-2415B, LPOW-2460B

Datasheet #89027723



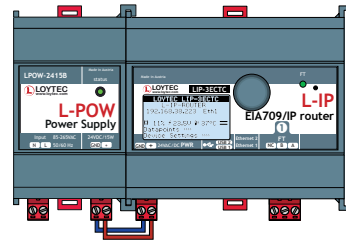
LPOW-2415A

LPOW-2415A is used to supply power to LOYTEC devices with the LOYTEC LIOB-Connect side outlet such as the L-INX Automation Servers, L-ROC Room Controllers, L-GATE Universal Gateways, and LIP-ME204. Additionally, L-IOB I/O Modules and Controllers (except LIOB-585) can be powered by the LPOW-2415A.



LPOW-2415B

The power supply LPOW-2415B provides 24 VDC via a plug-in screw terminal. It is used to supply power to LOYTEC devices with a separate power terminal of 24 VDC.



Energy Efficient

The LPOW-2415 are highly efficient switching power supplies. Their efficiency is approximately 80 %. The input voltage range of 85–240 VAC (50–60 Hz) allows worldwide use.

LPOW-2460B

The LPOW-2460B power supply provides 24 VDC and maximum 60 W with screw terminals. It is used to supply power to LOYTEC devices with a separate power terminal of 24 VDC.

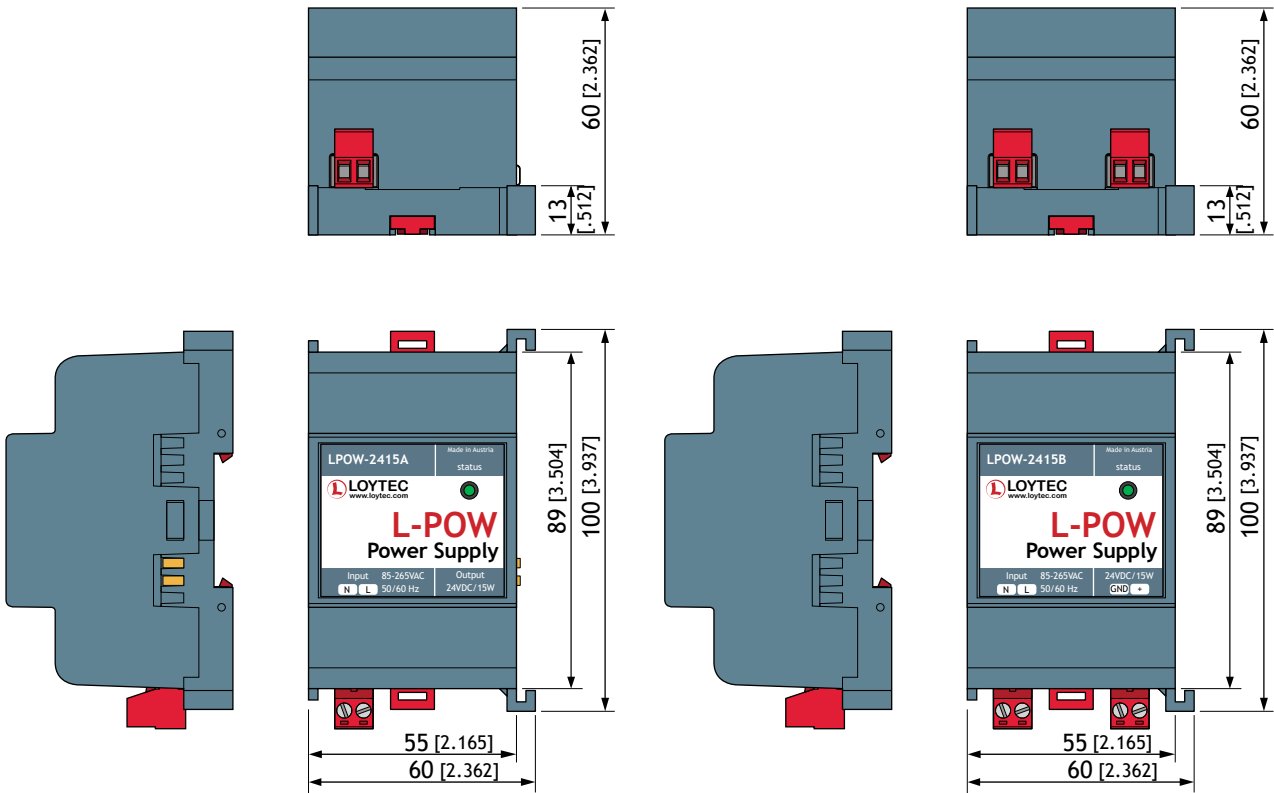
LPOW-2415A, LPOW-2415B, LPOW-2460B

| Specifications | | | |
|----------------------|---|---|--|
| Type | LPOW-2415A | LPOW-2415B | LPOW-2460B |
| Dimensions (mm) | 55 x 100 x 60 (L x W x H), 3 DU, DIM025, DIM026 | | 71 x 91 x 55.6 (L x W x H), 4 DU, DIM050 |
| Installation | DIN rail mounting following DIN 43880, top hat rail EN 50022 | | |
| Input voltage | 85 – 240 V AC, 50 – 60 Hz | | 100 – 240 V AC, 50 – 60 Hz |
| Supply voltage | 24 VDC 15 W via LIOB-Connect | 24 VDC 15 W with plugable screw terminals | 24 VDC 60 W with screw terminals |
| Operating conditions | 0 °C to 50 °C, 10 – 90 % RH, noncondensing, degree of protection: IP40, IP20 (terminals) | | 0 °C to 50 °C, 10 – 90 % RH, noncondensing, degree of protection: IP20 (terminals) |
| For use with | LIOB-Connect devices for power supply with 24 V DC, max. 15 W (625 mA): L-INX Automation Servers, L-ROC Room Controllers, L-GATE Universal Gateways, LIP-ME204, L-IOB I/O Modules and L-IOB I/O Controllers (except LIOB-585) | Devices for power supply with 24 VDC and max. 15 W (625 mA) | Devices for power supply with 24 VDC and max. 60 W (2.5 A) Maximum 6 devices |
| Order number | Product description | | |
| LPOW-2415A | LIOB-Connect power supply unit, 24 VDC, 15 W | | |
| LPOW-2415B | Power supply unit with power connector 24 VDC, 15 W | | |
| LPOW-2460B | Power supply unit with power connector 24 VDC, 60 W | | |

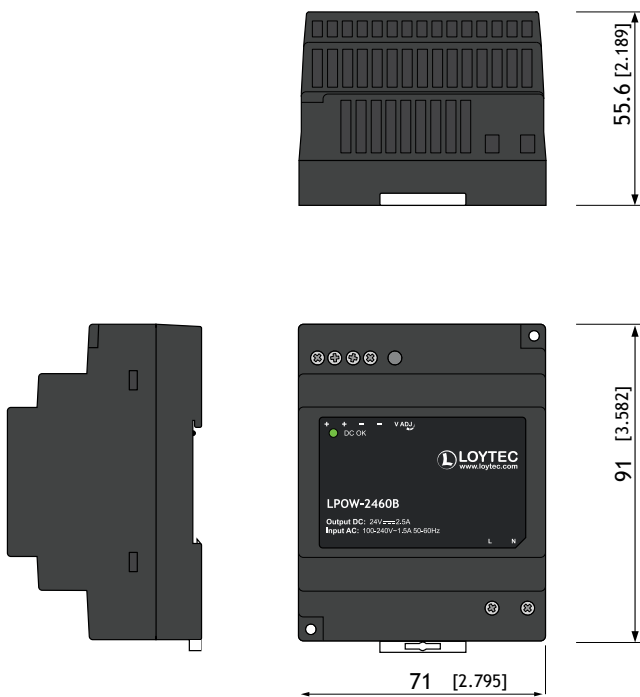
Dimensions of the devices in mm and [inch]

DIM025 LPOW-2415A

DIM026 LPOW-2415B



DIM050 LPOW-2460B



The products of LOYTEC electronics GmbH are subject to constant development. Therefore, LOYTEC reserves the right to modify technical specifications at any time without prior notice. The most recent datasheet can be downloaded from www.loytec.com.