


LIOB-100/101/102/103/110/112 V2

Datasheet #89018322



LIOB-10x/11x I/O Modules extend L-INX Automation Servers, L-ROC Room Controllers, and LIOB-586/587/588/589 I/O Controllers with physical inputs, outputs or bidirectional I/Os. Several models with different I/O configurations are available.

LIOB-Connect

The LIOB-10x/11x Modules have gold-plated connectors (LIOB-Connect) to string multiple devices together and connect them to the L-INX, L-ROC or LIOB-586/587/588/589. These controllers automatically recognize the LIOB-10x/11x I/O Modules and provide the resulting data points.

Local Operation and Override

All L-IOB I/O Modules are equipped with an LCD display (128x64) with backlight and jog dial for manual local operation. Device and data point information is displayed in text form and via graphical symbols.

Features

- I/O module with physical inputs, outputs or bidirectional I/Os configurable as either input or output
- Connected to L-INX Automation Server, L-ROC Room Controller, or LIOB-586/587/588/589 via LIOB-Connect
- Manual operation using the jog dial
- 128x64 graphic display with backlight
- Local access to information about device status and data points in clear text and symbols
- Automatic integration into device configurations with L-INX, L-ROC, and LIOB-586/587/588/589
- Easy device replacement without any additional software

General Specifications

Type	LIOB-100	LIOB-101	LIOB-102	LIOB-103	LIOB-110	LIOB-112
Dimensions (mm)	107 x 100 x 75 (L x W x H), DIM011, DIM012, DIM013, DIM014, DIM062					159 x 100 x 75 (L x W x H), DIM073
Installation	DIN rail mounting following DIN 43880, top hat rail EN 50022					
Operating conditions	0 °C to 50 °C, 10 – 90 % RH, noncondensing, degree of protection: IP40, IP20 (terminals)					
Power supply	24 V DC / 24 V AC ±10 % via L-INX, L-ROC, LIOB-586/587/588/589, L-POW or LIOB-A2/A4 via LIOB-Connect					
Interfaces	1 x LIOB-Connect					

Specifications LIOB-Connect

Installation	Attachable (max. 4 modules) or connected with a 4-wire cable, max. 50 m					
Type	LIOB-100	LIOB-101	LIOB-102	LIOB-103	LIOB-110	LIOB-112
Power consumption	1.7 W 2.6 W (Relays on)	1.7 W	1.7 W 2.7 W (Relays on)	1.7 W 2.5 W (Relays on)	2.5 W	2.5 W + 0.5 W for each Oxx (max. 6 W)
Universal Input (UI)	8	8	6	6	-	-
Digital Input (DI)	2	16	-	-	-	-
Analog Output (AO)	2	-	6	6	-	-
Digital Output (DO)	9 (5 x Relay 6 A, 4 x Triac 0.5 A)	-	8 (8 x Relay 6 A)	5 (5 x Relay 6 A)	-	-
Universal I/O (IO)	-	-	-	-	20	40*
Certificates	UL	UL	UL	UL	UL pend.	UL pend.
Digital Output specification	Please refer to the "General Input and Output Specification of LOYTEC devices" at the end of the L-IOB section for more details.					

* O29-O40 are internally connected to IO29-IO40 and provide 4-20 mA outputs in parallel to the 0-10 V outputs on IO29-IO40.

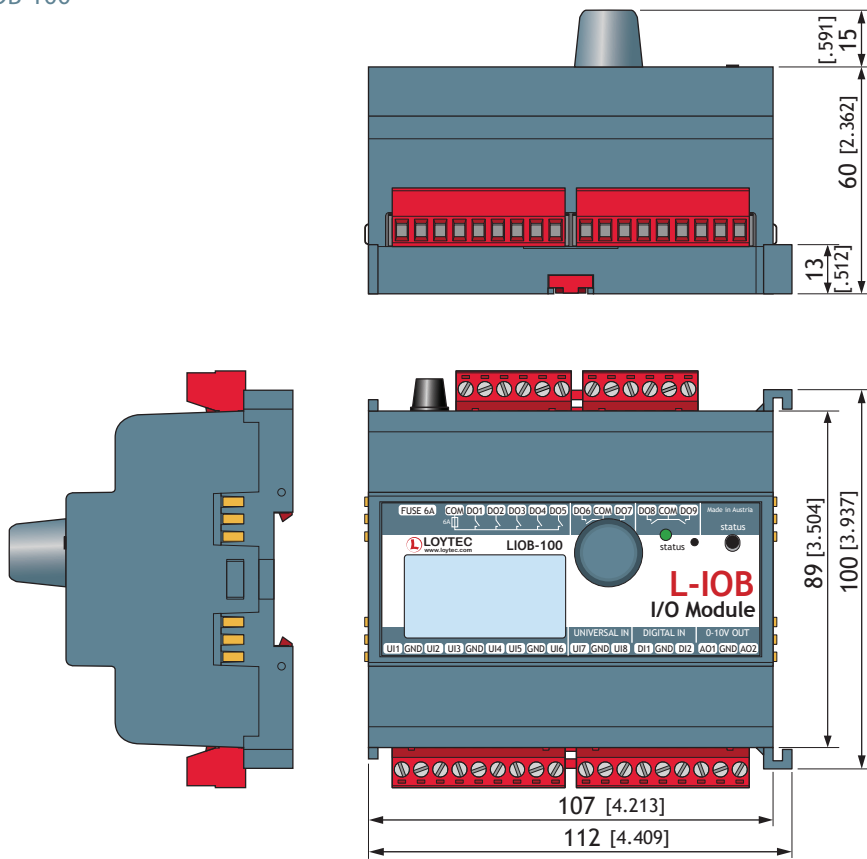
Functions
 L-WEB, L-STUDIO
 L-ROC
 L-INX
 L-IOB
 Gateways
 LPAD-7, L-VIS, L-STAT
 L-DALI
 Routers, NIC
 Interfaces
 Accessories

LIOB-100/101/102/103/110/112 V2

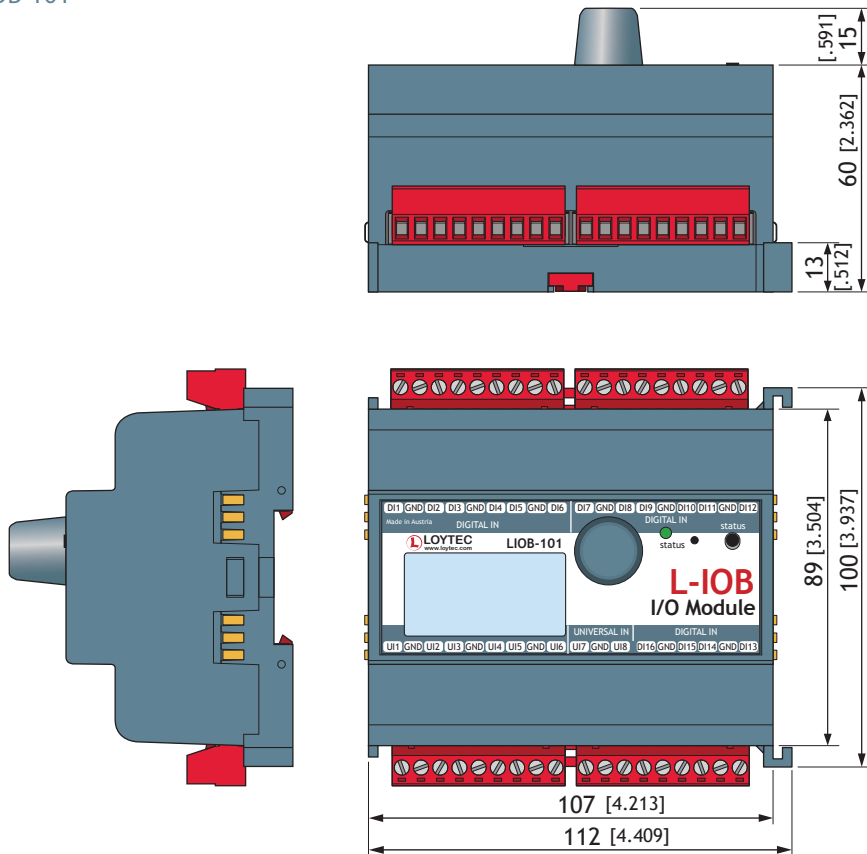
Order number	Product description
LIOB-100	LIOB-Connect I/O Module: 8 UI, 2 DI, 2 AO, 9 DO (5 x Relay 6 A, 4 x Triac 0.5 A)
LIOB-101	LIOB-Connect I/O Module: 8 UI, 16 DI
LIOB-102	LIOB-Connect I/O Module: 6 UI, 6 AO, 8 DO (8 x Relay 6 A)
LIOB-103	LIOB-Connect I/O Module: 6 UI, 6 AO, 5 DO (5 x Relay 16 A)
LIOB-110	LIOB-Connect I/O Module: 20 Universal I/O (IO)
LIOB-112	LIOB-Connect I/O Module: 40 Universal I/O (12 optionally with 4-20 mA Current Output)
LIOB-A2	L-IOB Adapter 2 to split the LIOB-Connect bus using 4-wire cables
LIOB-A4	L-IOB Adapter 4 to split the LIOB-Connect bus using RJ45 network cables
LIOB-A5	L-IOB Adapter 5 to terminate the LIOB-Connect bus
LPOW-2415A	LIOB-Connect power supply unit, 24 VDC, 15 W
LPOW-2415B	Power supply unit with power connector 24 VDC, 15 W
LPOW-2460B	Power supply unit with power connector 24 VDC, 60 W
L-TEMP2	External temperature sensor (NTC10K) for use with L-IOB Universal Inputs

Dimensions of the devices in mm and [inch]

DIM011 LIOB-100

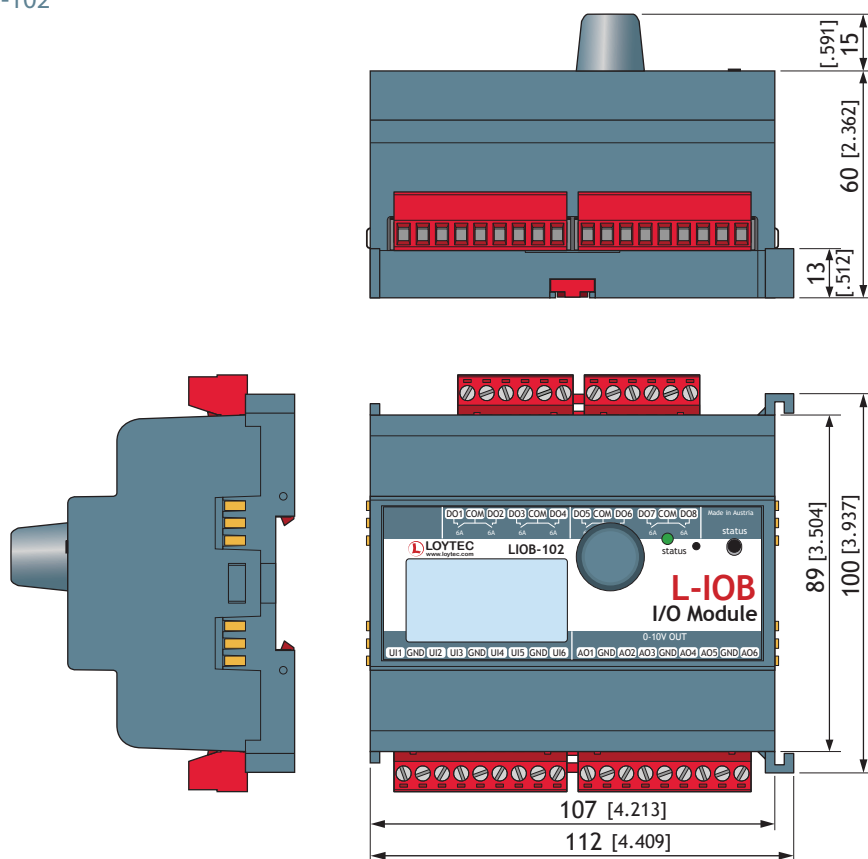


DIM012 LIOB-101

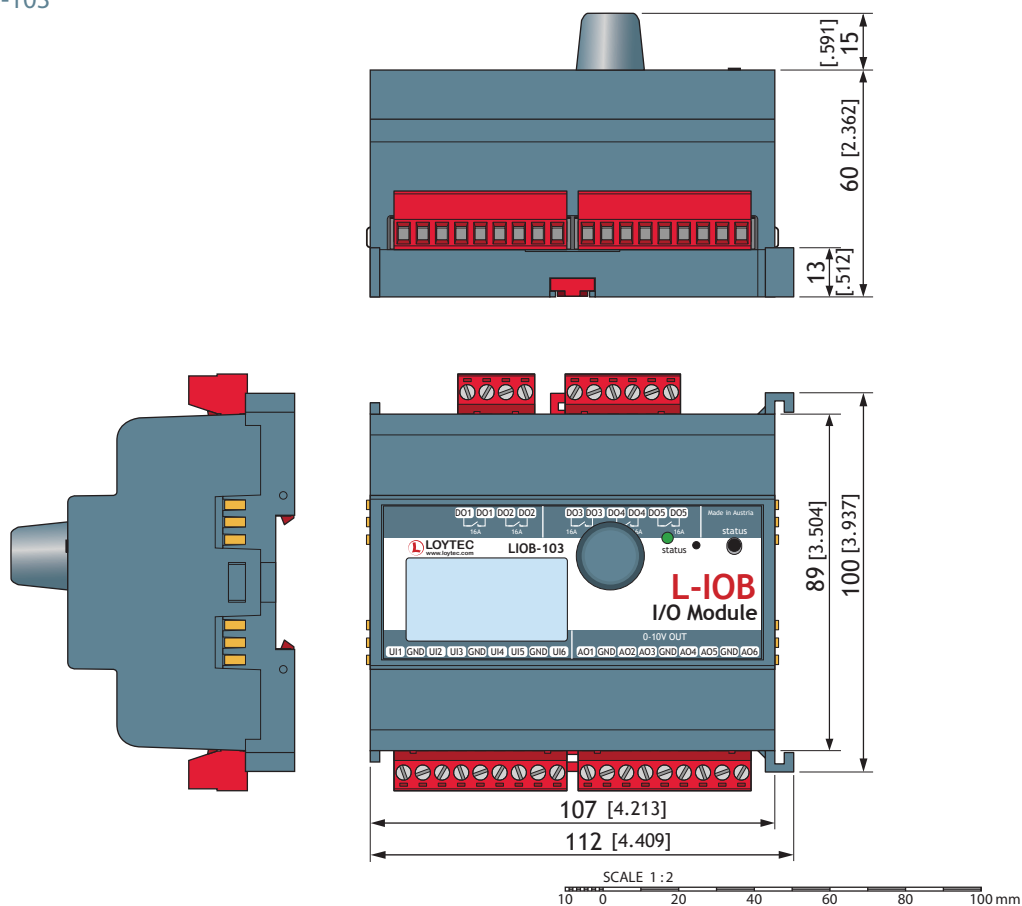


Dimensions of the devices in mm and [inch]

DIM013 LIOB-102

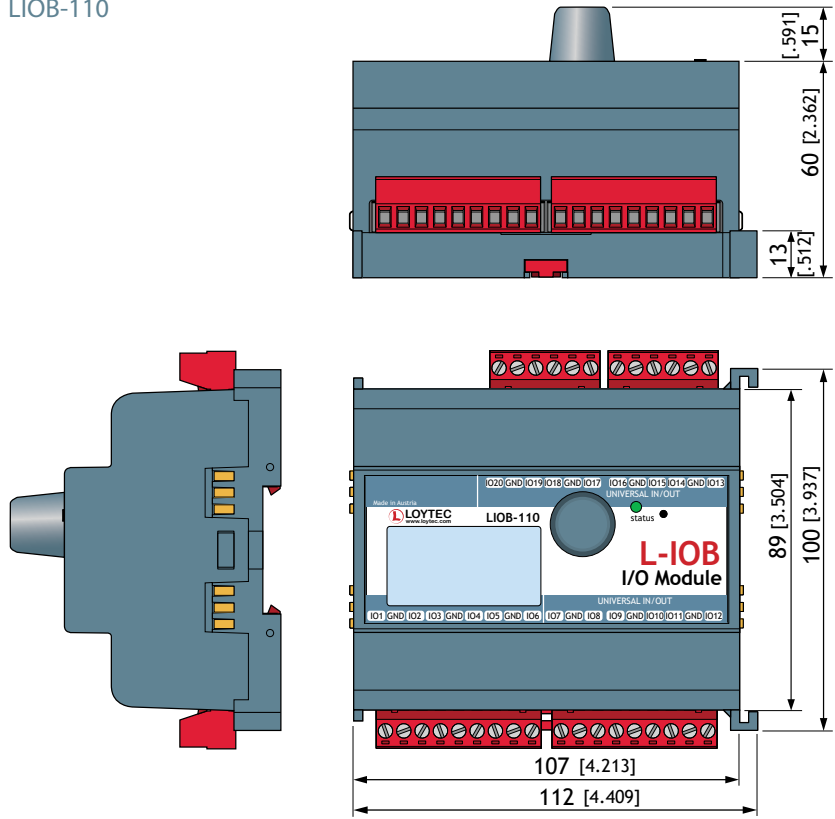


DIM014 LIOB-103

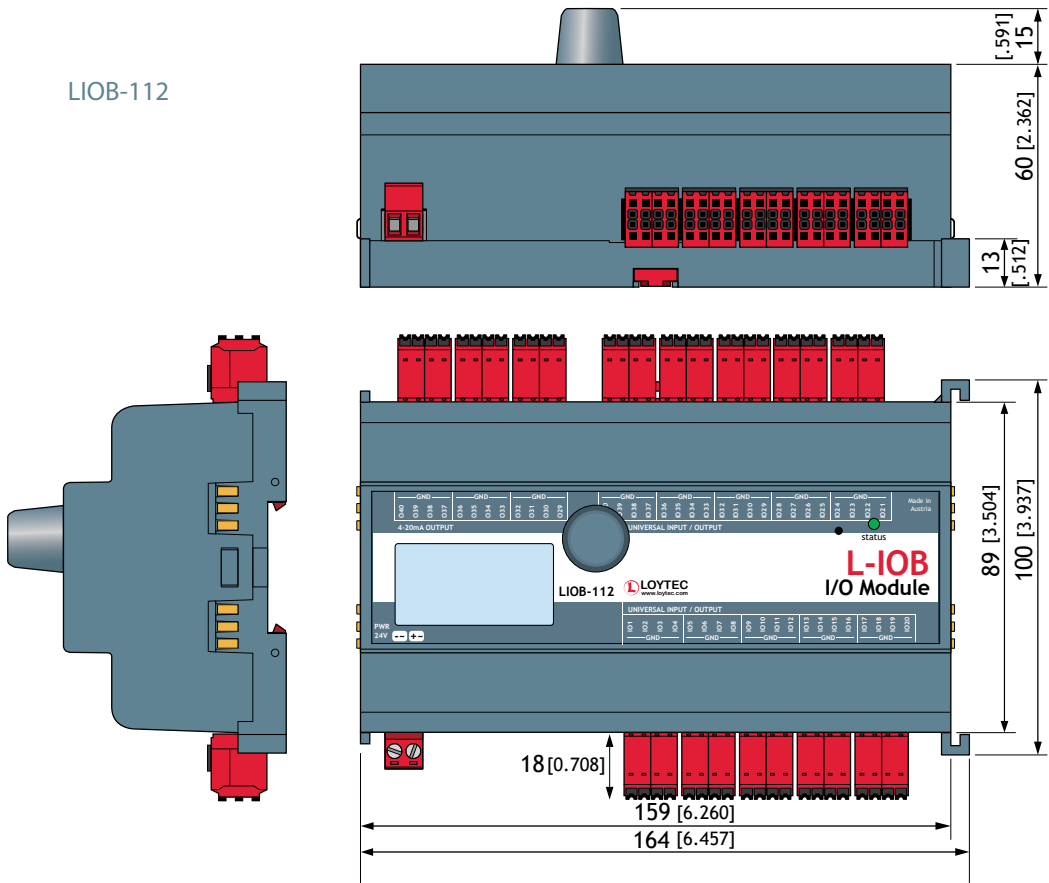


Dimensions of the devices in mm and [inch]

DIM062 LI0B-110



DIM073 LI0B-112



The products of LOYTEC electronics GmbH are subject to constant development. Therefore, LOYTEC reserves the right to modify technical specifications at any time without prior notice. The most recent datasheet can be downloaded from www.loytec.com.