


LIOB-FT I/O Module

LIOB-150/151/152/153/154 V2

Datasheet #89019924

BACnet
✓ CEA-709
KNX

Modbus
M-Bus
OPC



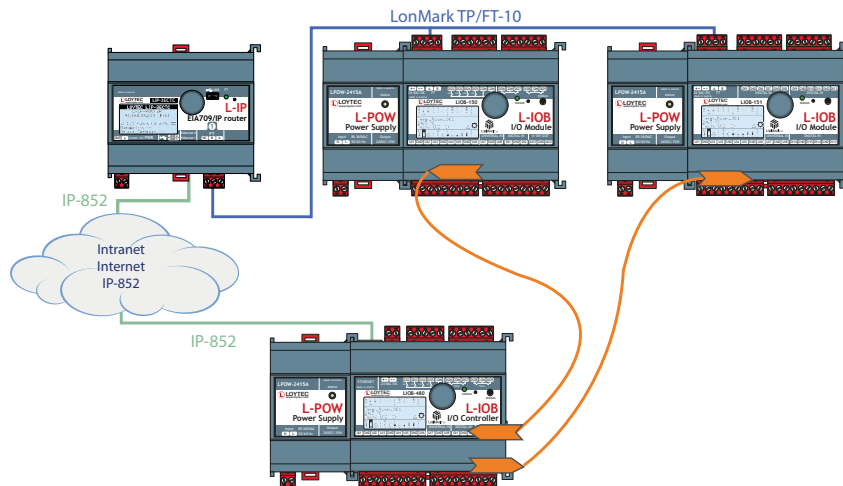
The LIOB-15x Modules are LonMark certified and communicate over TP/FT-10 in the LonMark System. They provide up to 512 address table entries (ECS mode) which eliminates all binding restrictions.

LIOB-FT mode

The LIOB-15x Modules can be switched to LIOB-FT mode using manual local operation. In LIOB-FT mode, the LIOB-15x Modules extend L-INX Automation Servers and L-ROC Room Controllers with physical inputs and outputs via plug and play.

Local Operation and Override

All L-IOB I/O Modules are equipped with an LCD display (128x64) with backlight and jog dial for manual local operation. Device and data point information is displayed in text form and via graphical symbols.



Features

- I/O module with physical inputs and outputs
- SNVT-based interface for integration on the LonMark TP/FT-10 channel
- LonMark certified
- Manual operation using the jog dial
- 128x64 graphic display with backlight
- Local access to information about device status and data points in clear text and symbols
- Compliant with CEA-709 and ISO/IEC 14908-2 standard (LonMark System)
- Connected to the L-INX Automation Server or L-ROC Room Controller via LIOB-FT
- Automatic integration into device configurations with L-INX and L-ROC
- Easy device replacement without any additional software
- LNS plug-in for device configuration in the LonMark System

LIOB-150/151/152/153/154 V2

General Specifications	
Dimensions (mm)	107 x 100 x 75 (L x W x H), DIM015, DIM016, DIM017
Installation	DIN rail mounting following DIN 43880, top hat rail EN 50022
Operating conditions	0 °C to 50 °C, 10 – 90 % RH, noncondensing, degree of protection: IP40, IP20 (terminals)
Power supply	24 VDC / 24 VAC ±10 % via L-INX, L-ROC, L-POW or LIOB-A2/A4 via LIOB-Connect
Interface	1 x LonMark TP/FT-10 or LIOB-FT

Specifications LIOB-FT I/O Module (LIOB-15x)					
Type	LIOB-150	LIOB-151	LIOB-152	LIOB-153	LIOB-154
Power consumption	1.7 W 2.6 W (Relays on)	1.7 W	1.7 W 2.7 W (Relays on)	1.7 W 2.5 W (Relays on)	1.7 W 2.6 W (Relays on)
Universal Input (UI)	8	8	6	6	7
Digital Input (DI)	2	12	-	-	-
Analog Output (AO)	2	-	6	6	4
Digital Output (DO)	8 (4 x Relay 6 A, 4 x Triac 0.5 A)	-	8 (8 x Relay 6 A)	5 (4 x Relay 16 A*, 1 x Relay 6 A)	7 (5 x Relay 6 A, 2 x Triac 0.5 A)
Digital Output specification	Please refer to the " General Input and Output Specification of LOYTEC devices " at the end of the L-IOB section for more details.				
Differential Pressure Sensor	-	-	-	-	±500 Pa

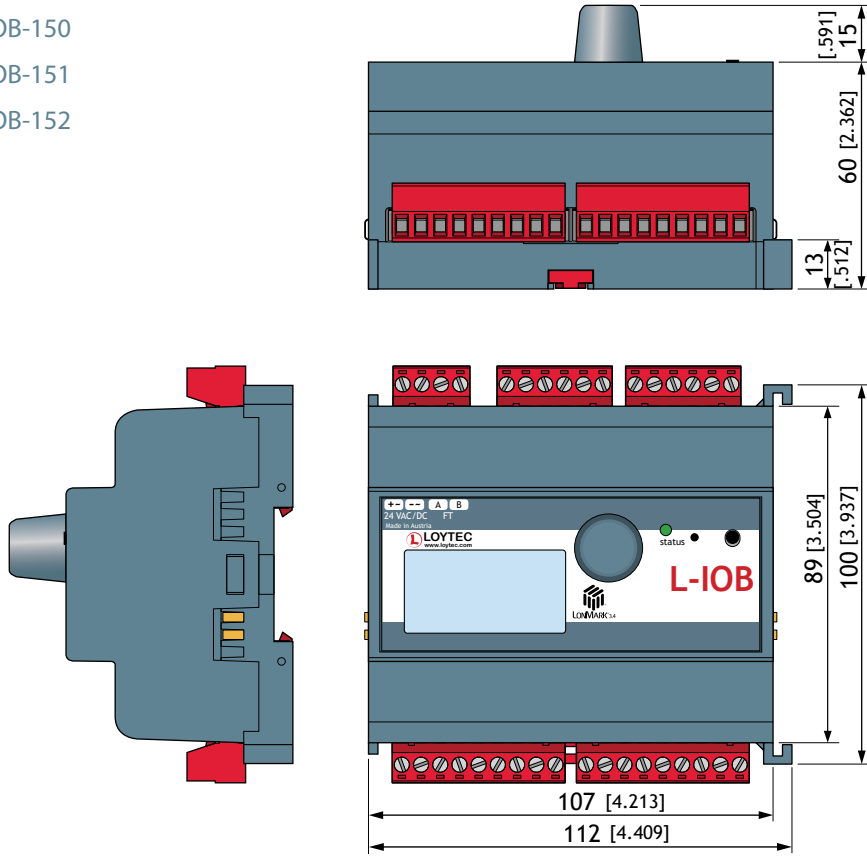
Resource limits	
Network variables (NVs)	Fixed static NV interface
Address table entries	512 (non-ECS mode: 15)

Order number	Product description
LIOB-150	LIOB-FT I/O Module: 8 UI, 2 DI, 2 AO, 8 DO (4 x Relay 6 A, 4 x Triac 0.5 A)
LIOB-151	LIOB-FT I/O Module: 8 UI, 12 DI
LIOB-152	LIOB-FT I/O Module: 6 UI, 6 AO, 8 DO (8 x Relay 6 A)
LIOB-153	LIOB-FT I/O Module: 6 UI, 6 AO, 5 DO (4 x Relay 16 A, 1 x Relay 6 A)
LIOB-154	LIOB-FT I/O Module: 7 UI, 4 AO, 7 DO (5 x Relay 6 A, 2 x Triac 0.5 A), 1 Pressure Sensor
LPOW-2415A	LIOB-Connect power supply unit, 24 VDC, 15 W
LPOW-2415B	Power supply unit with power connector 24 VDC, 15 W
L-TEMP2	External temperature sensor (NTC10K) for use with L-IOB Universal Inputs

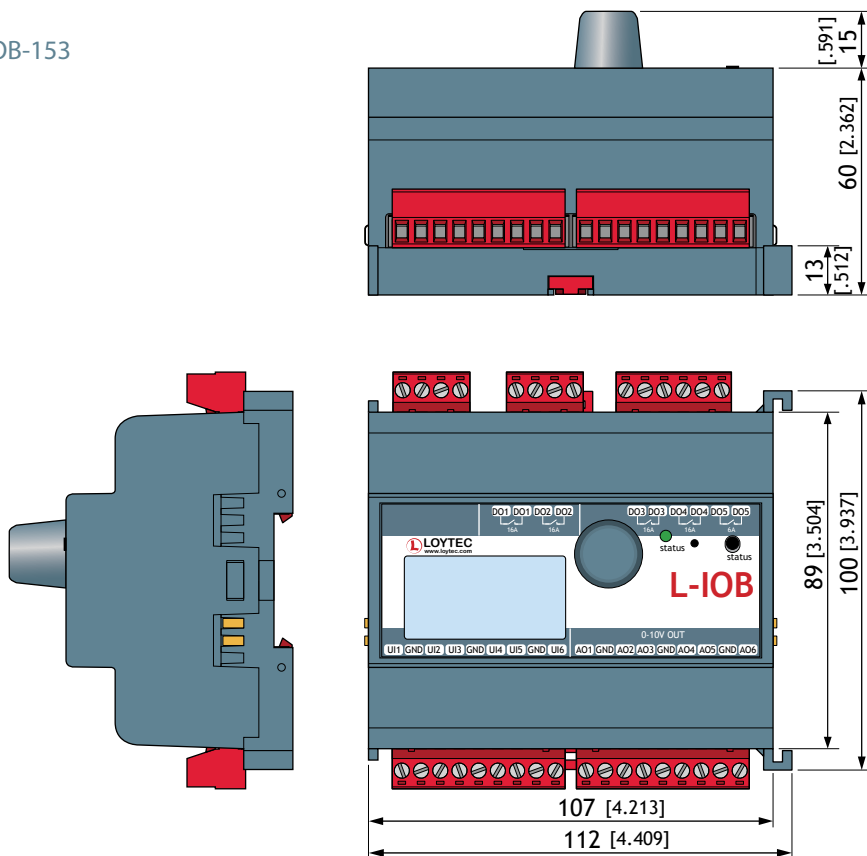
* UL: 8 A

Dimensions of the devices in mm and [inch]

DIM015 LIOB-150
LIOB-151
LIOB-152

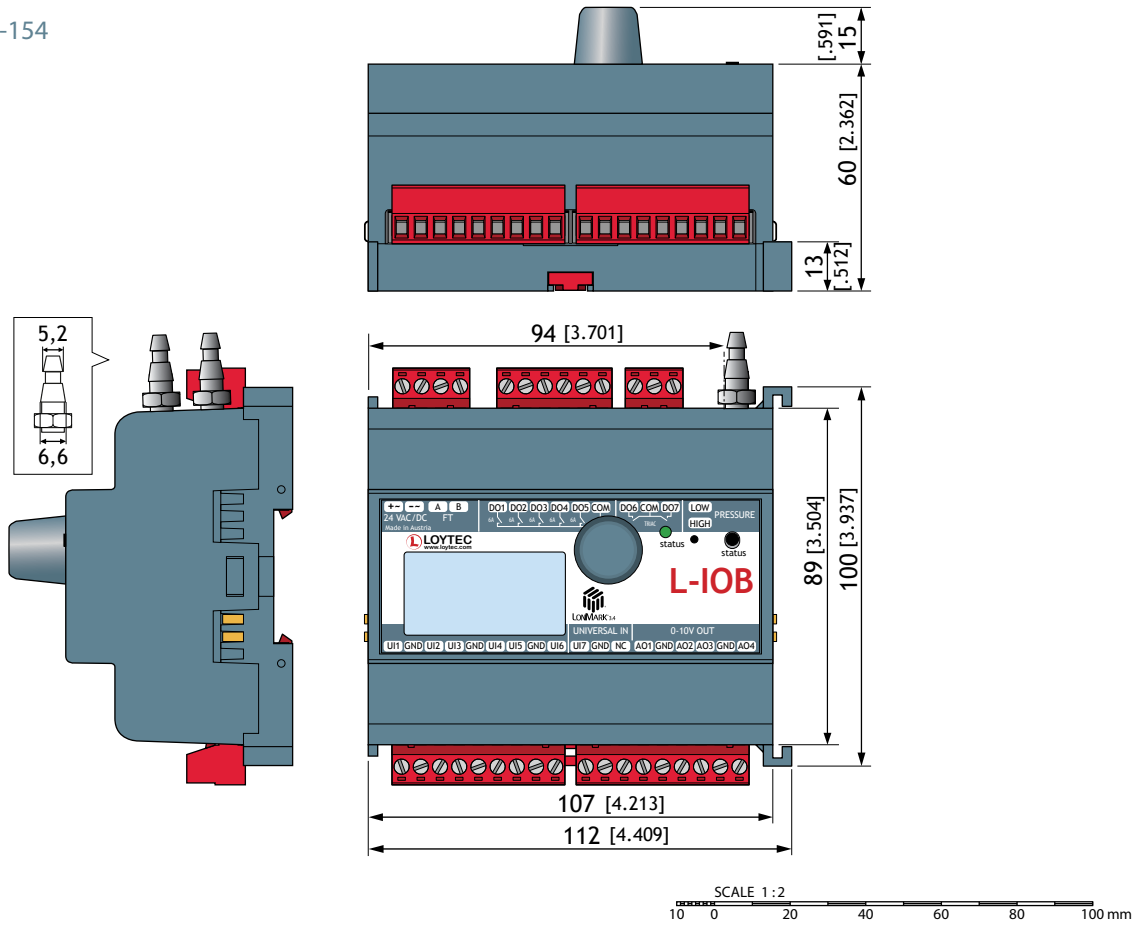


DIM016 LIOB-153



Dimensions of the devices in mm and [inch]

DIM017 LIOB-154



The products of LOYTEC electronics GmbH are subject to constant development. Therefore, LOYTEC reserves the right to modify technical specifications at any time without prior notice. The most recent datasheet can be downloaded from www.loytec.com.